


# Ringer™ Shielded Cable Strippers



Precision stripping for most non-round shielded cable and other outer cable jackets, including extruded Teflon® insulations.

- Spring-loaded cutting head holds cable with consistently accurate tension, removing any need for adjustment.
- V-notch jaw automatically positions and holds cable, increasing cutting accuracy.
- Fixed blades are sized to insulation thickness, preventing inaccurate cuts, and stainless steel construction assures long life.
- Wire guide roller maintains stripping head alignment, producing a square, clean cut.
- Not recommended for layered wrapped cable constructions.

Description	Blade	Color	Cat. No.
Cable Stripper, 5 Mil insulation, includes Blade	K-6492	(Orange)	<b>45-401</b>
Cable Stripper, 8-10 Mil insulation, includes Blade	K-6493	(Yellow)	<b>45-402</b>
Cable Stripper, Cable diameters up to 0.12 in.	sold separately	(Blue)	<b>45-400</b>
Cable Stripper, Cable diameters from 0.12 in. to 0.22 in.	sold separately	(Red)	<b>45-403</b>
Cable Stripper, w/"deep V" for cable diameters up to 0.30 in.	sold separately	(Green)	<b>45-404</b>



## 45-400

For cable diameters up to 0.12 in. Blades sold separately.



## 45-401

For 5 Mil insulation thickness, including Kapton®. Comes with K-6492 blade. Cable diameter from 0.012 in. to 0.22 in.



## 45-402

For 8–10 Mil insulation thickness, including Kynar®. Comes with K-6493 blade. Cable diameter from 0.012 in. to 0.22 in.



## 45-403

For cable from 0.012 in. to 0.22 in. diameter. Blades sold separately.



## 45-404


With "deep-V" for larger cable diameters; up to 0.30 in. Blades sold separately.

Teflon® and Kapton® are registered trademarks of E.I. duPont de Nemours and Company.  
Kynar® is a registered trademark of Pennwall.


# Ringer™ Shielded Cable Strippers

## Stripping Applications

### Score Cut




Rotate the tool down and away from you. Only two or three revolutions of the tool are usually required to score the insulation.



Remove the tool and bend cable at high spots on the score line, breaking the insulation loose.

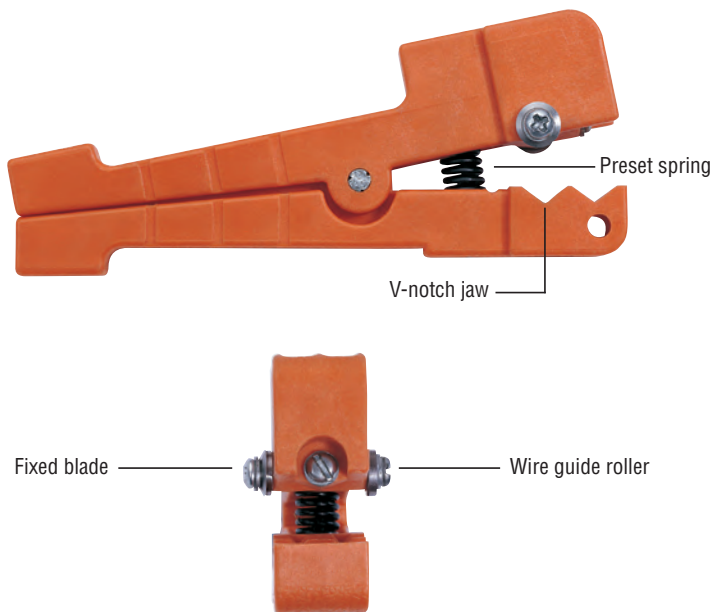
### Axial Cut



Use the front blade (sold separately). Can be used for making a lengthwise cut to remove long insulation slugs. Place cable in front notch, press tool head together and pull tool through to end of cable, flex along cut line.



Use IDEAL Gripper™ Slug Remover to grasp slug and pull (sold separately).



**Blades** – For use with any Ringer™ Shielded Cable Stripper. Select blade with cutting depth less than insulation thickness. Contact IDEAL INDUSTRIES, INC. for FREE Application Engineering Service, blade selection and special stripping requests.



### Replacement Blades

Cutting Depth	Cat. No.	Cutting Depth	Cat. No.	Cutting Depth	Cat. No.
.0030 in.	<b>K-6491</b>	.0100 in.	<b>K-6497</b>	.0180 in.	<b>K-6503</b>
.0044 in.	<b>K-6492</b>	.0110 in.	<b>K-6498</b>	.0200 in.	<b>K-6504</b>
.0060 in.	<b>K-6493</b>	.0120 in.	<b>K-6499</b>	.0220 in.	<b>K-6505</b>
.0070 in.	<b>K-6494</b>	.0130 in.	<b>K-6500</b>	.0250 in.	<b>45-2108-1</b>
.0080 in.	<b>K-6495</b>	.0140 in.	<b>K-6501</b>	.0050 in.	<b>45-2780-1</b>
.0090 in.	<b>K-6496</b>	.0160 in.	<b>K-6502</b>	.0054 in.	<b>45-2777-1</b>

Select blade with cutting depth less than insulation thickness.