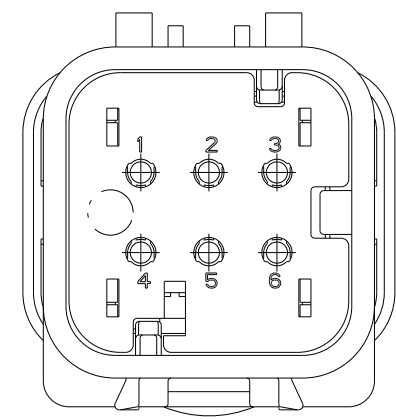
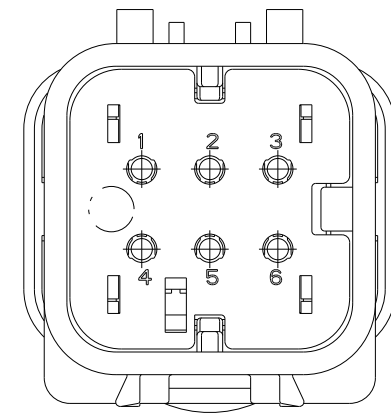


THIS DRAWING IS UNPUBLISHED. RELEASED FOR PUBLICATION
 © COPYRIGHT 20 BY - ALL RIGHTS RESERVED.

REVISIONS				
P	LTR	DESCRIPTION	DATE	APVD
C2		REVISED PER ECO-11-005030	12MAR2011	RK HMR
D		REVISED PER ECO-13-019168	05DEC2013	DR RB
D1		REVISED PER PCN-23-190965	31OCT2023	AP CB

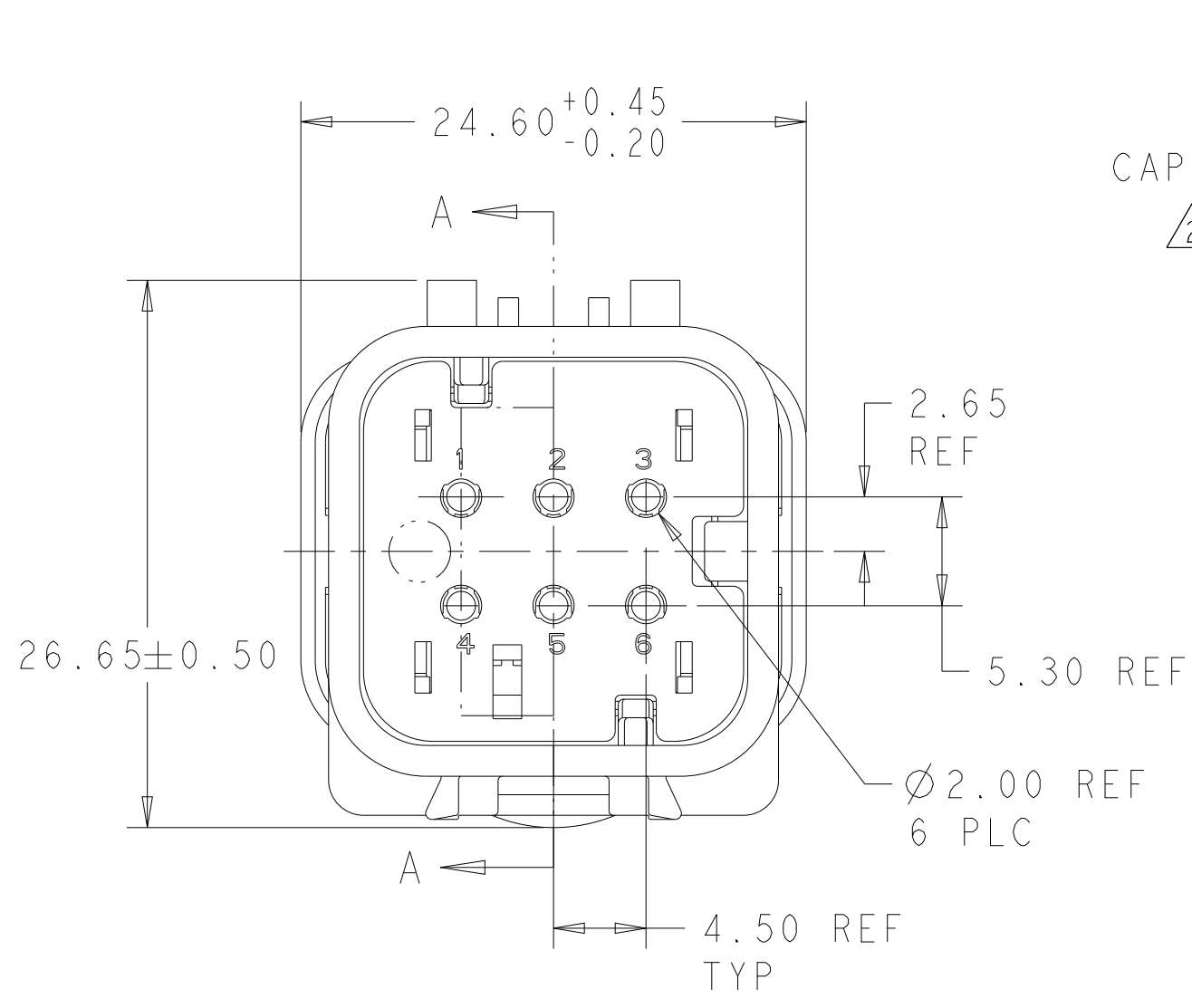


776434-2
SCALE 2:1

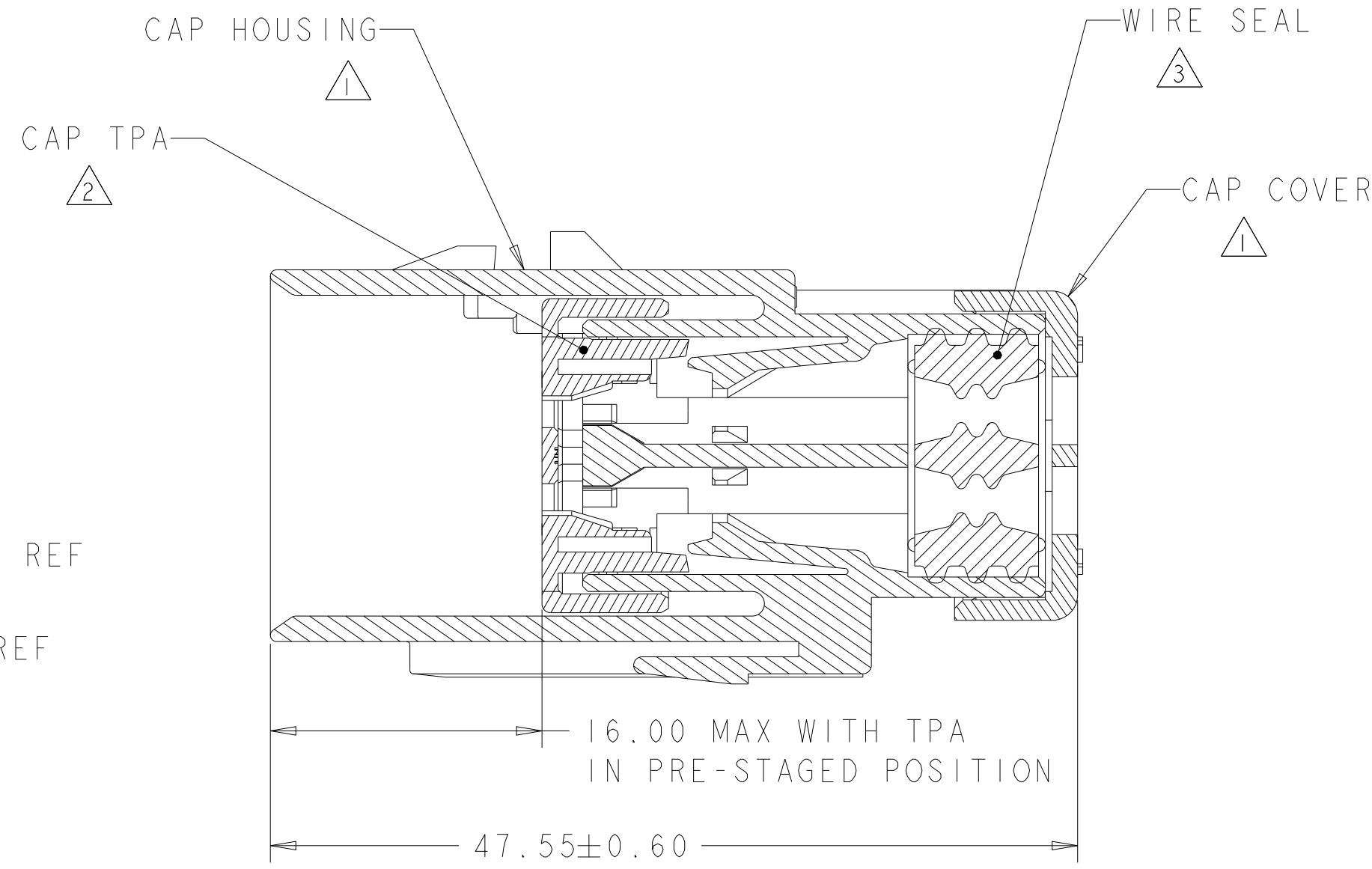


776434-3
SCALE 2:1

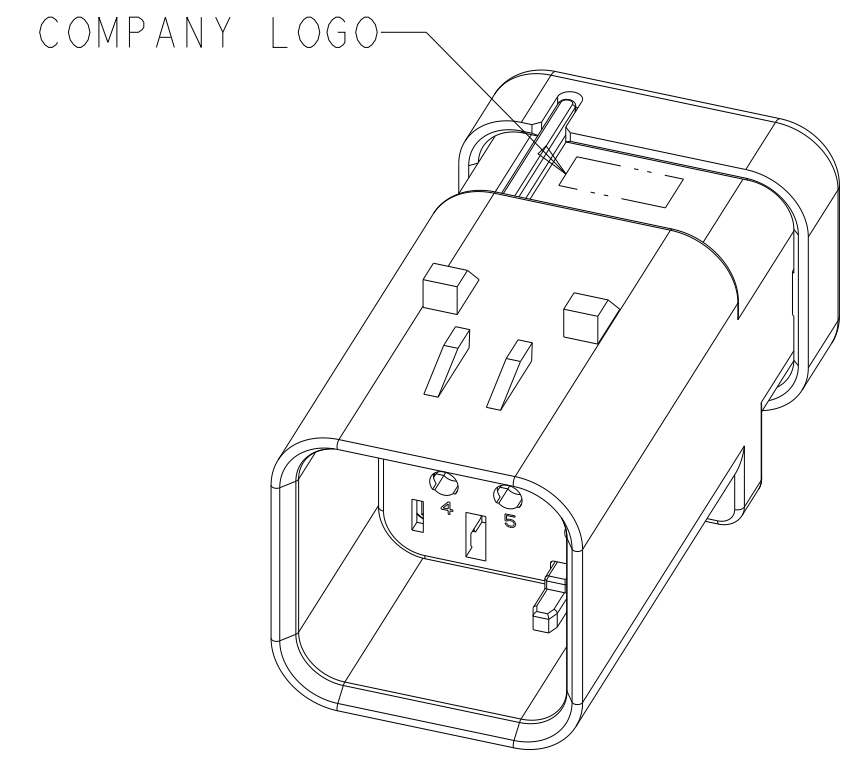
- ① MATERIAL: 15% GLASS FILLED THERMOPLASTIC
COLOR: BLACK
- ② MATERIAL: 15% GLASS FILLED THERMOPLASTIC
COLOR: (SEE TABLE)
- ③ MATERIAL: SILICONE
COLOR: MARINE BLUE



776434-1 SHOWN



SECTION A-A



SCALE 2:1

YELLOW	776434-3
GRAY	776434-2
RED	776434-1
TPA COLOR	PART NUMBER

THIS DRAWING IS A CONTROLLED DOCUMENT.		DWN AJ GRAFF 13JUN00	STE TE Connectivity	
DIMENSIONS: mm		CHK R GREINER 03JAN02		
TOLERANCES UNLESS OTHERWISE SPECIFIED:		APVD M. TRULL 03JAN02	NAME CAP ASSEMBLY, 6 POSITION, DUAL ROW, AMPSEAL 16	
0 PLC ±		PRODUCT SPEC 108-2184	SIZE A2	CAGE CODE 00779
1 PLC ±		APPLICATION SPEC 114-13065	DRAWING NO C-776434	RESTRICTED TO -
2 PLC ±		WEIGHT 15.5	SCALE 2:1	SHEET 1
3 PLC ±		Customer Drawing	OF 1	REV D1
4 PLC ±				
ANGLES ±				
FINISH -				
-				