© TE Connectivity. All Rights Reserved.
COPY RIGHT 2021 BY TE INCORPRATED
ALLE RECHTE VORBEHALTEN

RELEASED FOR PUBLICATION NOV 2000
FREI FUER VEROEFFENTLICHUNG

MATED WITH:
PASSEND ZU:
967402,967325

PROJEKT NR:
EGAUT00428

REVISIONS
AENDERUNGEN

P	LTR	DESCRIPTION BESCHREIBUNG	DATE	DWN	APVD
	A2	DETAILS SEE PCN E-10-006091	25MAR2010	S.Jaeger	–
	A3	PCN : E-10-006091	09JUN2016	S.Jaeger	–
	A4	REVISED PER PCN-22-136799	25MAY2021	MK	AW

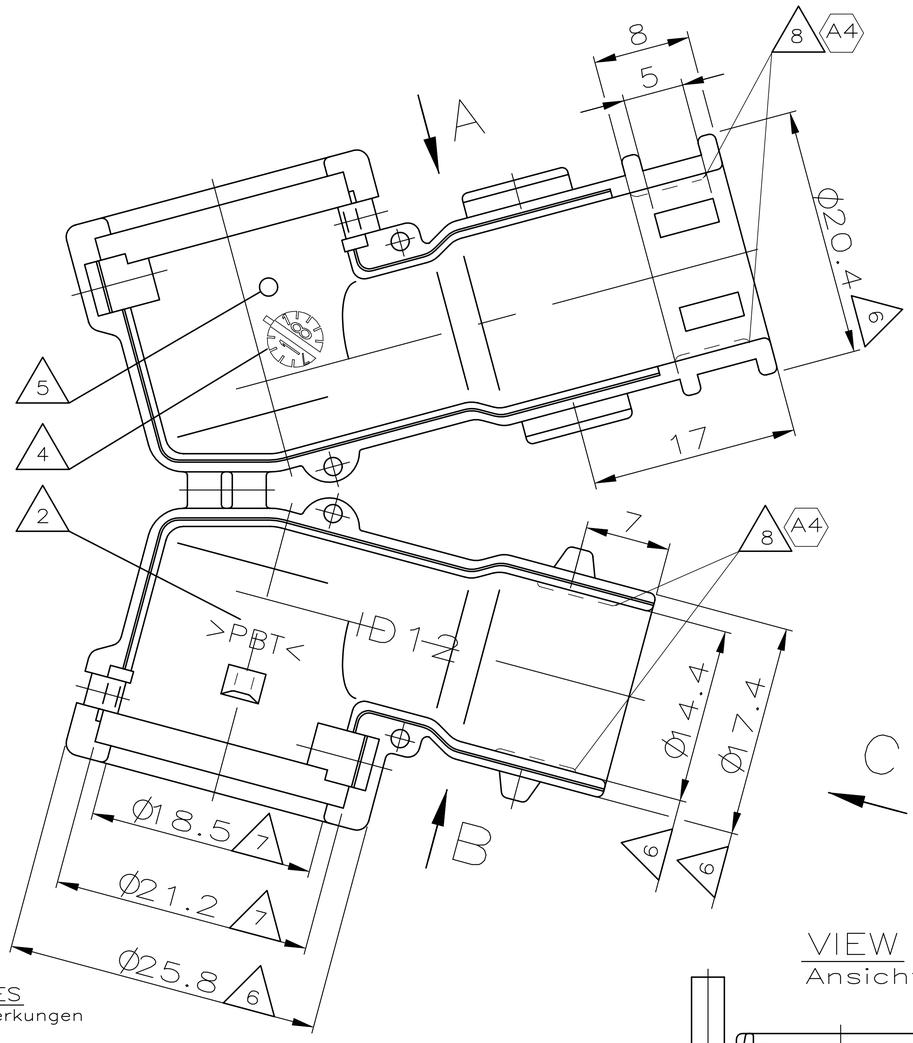

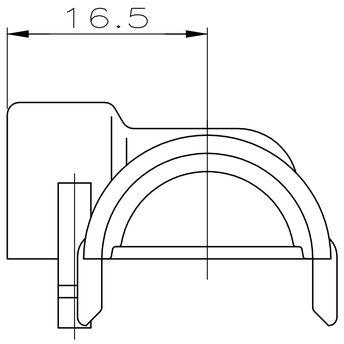

VIEW
Ansicht A

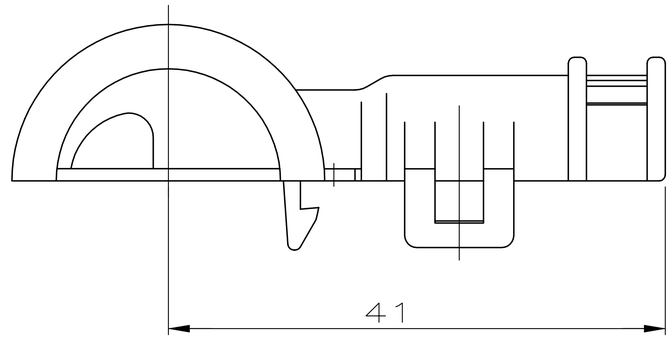

VIEW
Ansicht B

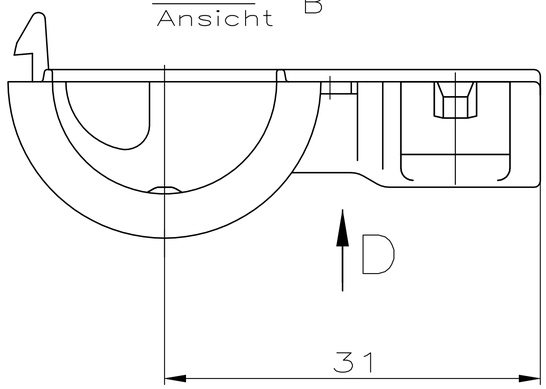

VIEW
Ansicht C

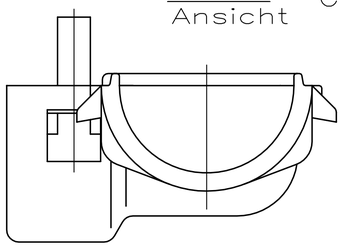

VIEW
Ansicht D M 1:1

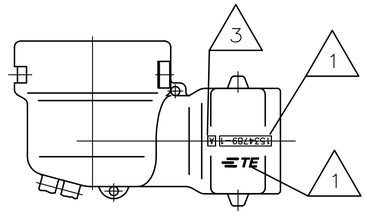

PN 1534789-1 AS SHOWN
wie gezeigt

NOTES
Bemerkungen

1. Tyco Electronics LOGO AND NUMBER
   Tyco Electronics Logo und Nummer
2. MATERIAL MARKING
   Werkstoffkennzeichnung
3. REVISION OF THE MOULD
   Werkzeugaenderungsindex
4. PRODUCTION DATE
   Produktionsdatum
5. CAVITY MARKING
   Nestmarkierung
6. WARPAGE FROM NOM. DIM. UP TO -1 ALLOWED
   Verzug vom Nennmass bis -1 erlaubt
7. WARPAGE FROM NOM. DIM. UP TO -0.5 ALLOWED
   Verzug vom Nennmass bis -0.5 erlaubt
8. (A4) RECESS FEATURE FOR PART RETENTION DURING MOLDING PROCESS.
   Aussparungsfunktion zur Teilehalterung während der Formprozesses.

THIS DRAWING IS A CONTROLLED DOCUMENT.
DIESE ZEICHNUNG IST EIN KONTROLLIERTES DOKUMENT.

DIMENSIONS: MASSE\NHEITEN: mm

TOLERANCES UNLESS OTHERWISE SPECIFIED: ALLGEMEINTOLERANZEN
n. ISO 8015
n. DIN 16901-140

0 PLC	± –
1 PLC	± –
2 PLC	± –
3 PLC	± –
4 PLC	± –
ANGLES/WINKEL	± 2°

MATERIAL: PBT

FINISH/OBERFLAECHE/FARBE: BLACK/schwarz

DWN	C. Goetz	06NOV2000
CHK	R. Kapp	06NOV2000
APVD	J. Hass	06NOV2000

PRODUCT SPEC PRODUKTSPEZ. 108-18621/-622
APPLICATION SPEC VERARBEITUNGSSPEZ. 114-18255
WEIGHT GEWICHT ca. 7.5g

TE Connectivity

NAME
ADAPTER 90 DEGREE, 4/7POS.
Adapter 90°, 4/7 pol

SIZE	CAGE CODE	DRAWING NO ZEICHNUNGS-NR.	RESTRICTED TO NUR FUER
A3	00779	C-1534789	—

CUSTOMER DRAWING/KUNDENZEICHNUNG

SCALE MASSSTAB	SHEET BLATT	REV
2:1	1 OF VON 1	A4