THIS DRAWING IS UNPUBLISHED.
VERTRAULICHE UNVEROEFFENTLICHTE ZEICHNUNG
© COPYRIGHT 2000 BY TE INCORPORATED

RELEASED FOR PUBLICATION ,2000.
FREI FUER VEROEFFENTLICHUNG
ALL RIGHTS RESERVED.
ALLE RECHTE VORBEHALTEN

MATED WITH :
PASSEND ZU :
967402,967325

PROJEKT NR.:
EGAUT00430

REVISIONS
AENDERUNGEN

P	LTR	DESCRIPTION BESCHREIBUNG	DATE	DWN	APVD
	A1	NOTE 6 AND 7 ADDED, POS. PROD. DATE AND CAVITY MARK. CHANGED Note 6 und 7 hinzu, Pos. Prod.datum und Nestmarkierung geaendert	08NOV2002	C.Goetz	—
	A2	DETAILS SEE PCN E-10-006091	31MAR2010	S.Jaeger	–
	A3	PCN : E-16-008589	09JUN2016	GCM	JG

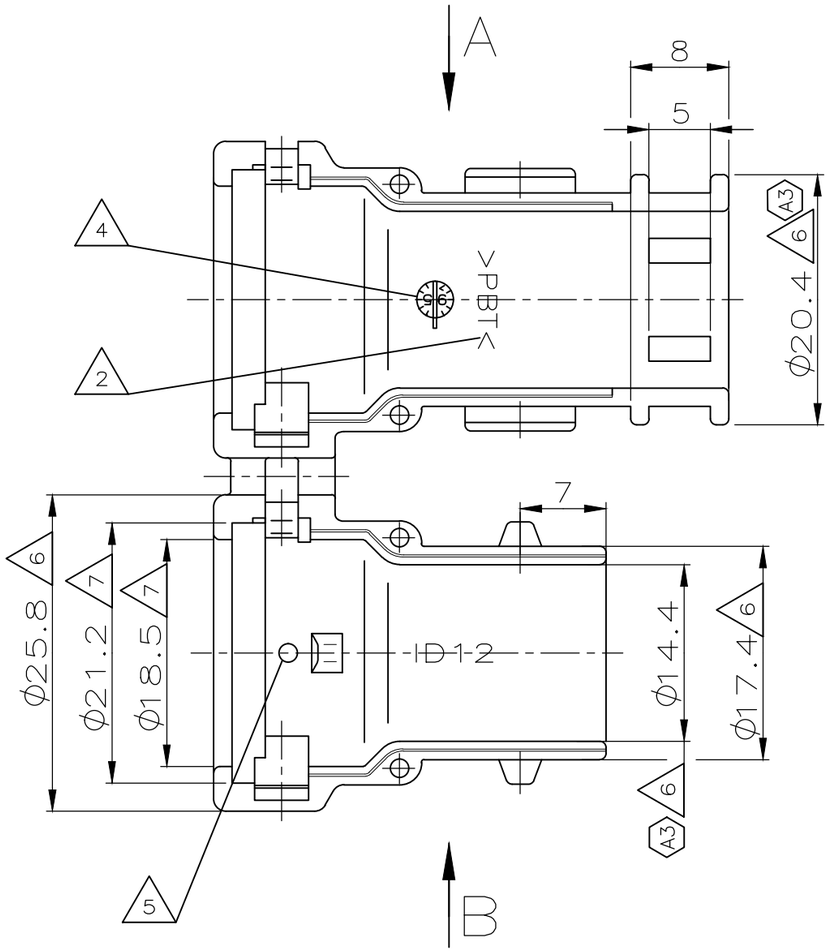

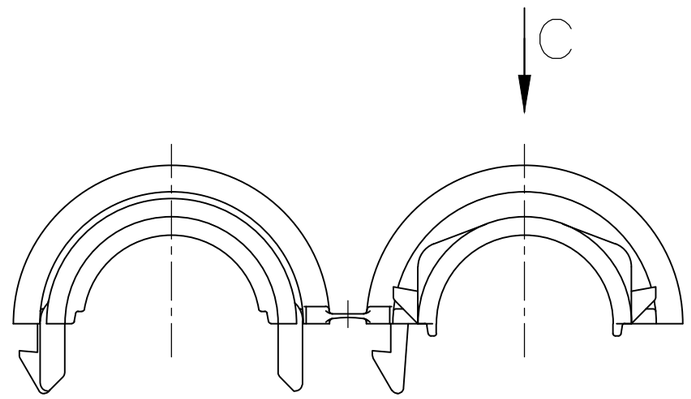

VIEW
Ansicht A

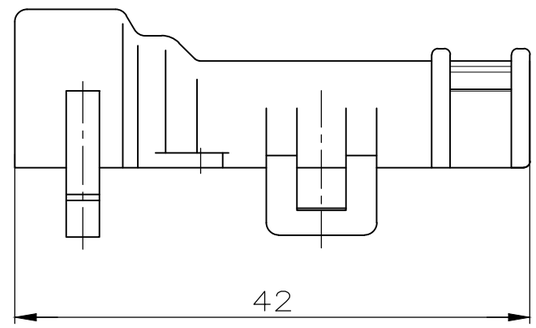

VIEW
Ansicht B

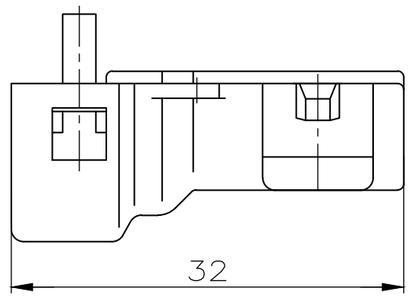

VIEW
Ansicht C M 1:1

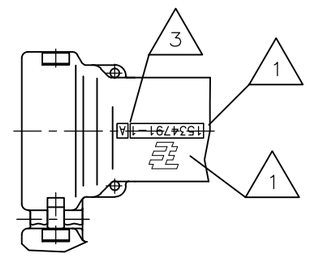

PN 1534791-1 AS SHOWN
wie gezeigt

NOTES
Bemerkungen

1. TE Connectivity (TE) LOGO AND NUMBER
   TE Connectivity (TE) Logo und Nummer
2. MATERIAL MARKING
   Werkstoffkennzeichnung
3. REVISION OF THE MOULD
   Werkzeugaenderungsindex
4. PRODUCTION DATE
   Produktionsdatum
5. CAVITY MARKING
   Nestmarkierung
6. WARPAGE FROM NOM. DIM. UP TO −1 ALLOWED
   Verzug vom Nennmass bis −1 erlaubt
7. WARPAGE FROM NOM. DIM. UP TO −0.5 ALLOWED
   Verzug vom Nennmass bis −0.5 erlaubt

THIS DRAWING IS A CONTROLLED DOCUMENT.
DIESE ZEICHNUNG IST EIN KONTROLLIERTES DOKUMENT.

DIMENSIONS: MASSE\NHEITEN: mm

TOLERANCES UNLESS OTHERWISE SPECIFIED: ALLGEMEINTOLERANZEN
n. ISO 8015
n. DIN 16901-140

0 PLC	± –
1 PLC	± –
2 PLC	± –
3 PLC	± –
4 PLC	± –
ANGLES / WINKEL	± 2°

MATERIAL: PBT

FINISH/OBERFLAECHE/FARBE: BLACK/schwarz

DWN	C. Goetz	06NOV2000
CHK	R. Kapp	06NOV2000
APVD	J. Hass	06NOV2000
PRODUCT SPEC PRODUKTSPEZ.	108-18621/-622	
APPLICATION SPEC VERARBEITUNGSSPEZ.	114-18255	
WEIGHT GEWICHT	ca.6.5g	

TE Connectivity

NAME
ADAPTER 180 DEGREE, 4/7POS.
Adapter 180°, 4/7pol.

SIZE	CAGE CODE	DRAWING NO ZEICHNUNGS-NR.	RESTRICTED TO NUR FUER
A3	00779	C-1534791	—

CUSTOMER DRAWING/KUNDENZEICHNUNG

SCALE MASSSTAB 2:1 | SHEET BLATT 1 OF VON 1 | REV A3