THIS DRAWING IS CONFIDENTIAL
VERTRAULICHE UNTERLAGE
© COPYRIGHT 2021 BY TE CONNECTIVITY
RELEASED FOR PUBLICATION DEC 2007
FREI FÜR VERÖFFENTLICHUNG
ALL RIGHTS RESERVED
ALLE RECHTE VORBEHALTEN.
PATED WITH PAGENO ZU -

PREDKT NR. EGATN05327

REVISIONS
ÄNDERUNGEN

P	LTR	DESCRIPTION BESCHREIBUNG	DATE	DWN	APVD
	C 12	RELEASED PER ECN-23-194231	29NOV2022	SP	AW
	C 13	RELEASED PER ECN-23-244652	14DEC2023	MK	AW
	C 14	REVISED PER PCN-24-204195	26MAR2024	RK	AW
	C 15	REVISED PER ECN-24-272309	21JUN2024	PS	AW

WAS EGATN05327-0011
War

GROUP Gruppe	MINI	A			B		C			
INTERFACE Schnittstelle	208-18158	114-18743-1			114-18739-1		114-18740-1			
PICTURE Abbildung	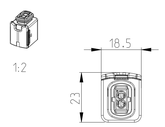	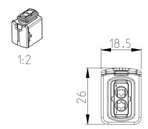	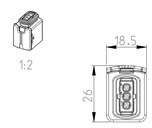	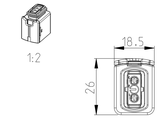	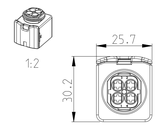	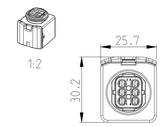	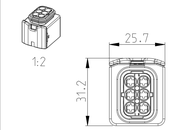	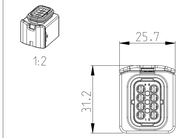	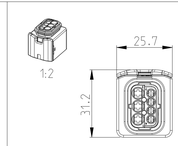	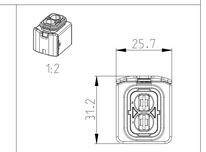
NUMBER OF POLES / Polzahl CONTACT SYSTEM / Kontaktsystem	2POS. / 2pol. AMP MCP1.5k	2POS. / 2pol. AMP MCP2.8	3POS. / 3pol. AMP MCP1.5k	2POS. / 2pol. AMP MCP1.5k	4POS. / 4pol. AMP MCP2.8	6POS. / 6pol. AMP MCP1.5k	6POS. / 6pol. AMP MCP2.8	8POS. / 8pol. AMP MCP1.5k	7POS. / 7pol. AMP MCP1.5k/2.8 MIX	2POS. / 2pol. AMP MCP 6.3/4.8k
TE PART NUMBER (BASIC) TE Bestellnummer (Basis)	PN: 2382278	PN: 1418483	PN: 1418448	PN: X-1418448-2	PN: 1418390	PN: 1418469	PN: 1418437	PN: 1418479	PN: 1418480	PN: 1564542
CONTACT DRAWING SEALED Kontaktzeichnung gedichtet	1241436 WIRE SIZE: MAX. 1.5mm 2	1355036 WIRE SIZE: MAX. 2.5mm 2	1241436 WIRE SIZE: MAX. 1.5mm 2	1241436 WIRE SIZE: MAX. 1.5mm 2	1355036 WIRE SIZE: MAX. 2.5mm 2	1241436 WIRE SIZE: MAX. 1.5mm 2	1355036 WIRE SIZE: MAX. 2.5mm 2	1241436 WIRE SIZE: MAX. 1.5mm 2	1355036 WIRE SIZE: MAX. 2.5mm 2 1241436 WIRE SIZE: MAX. 1.5mm 2	1241438 WIRE SIZE: MAX. 6.0mm 2
PICTURE Abbildung		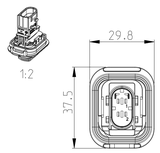	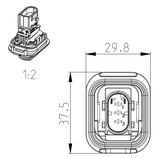	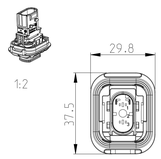	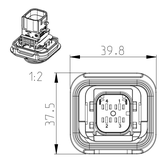	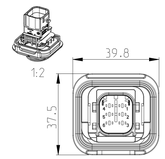	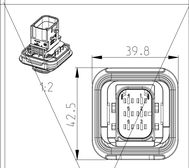	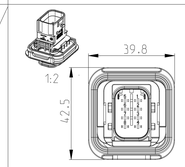	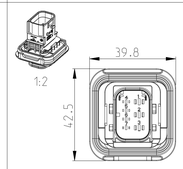	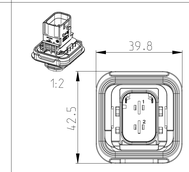
NUMBER OF POLES / Polzahl TAB SIZE / TAB Groesse		2 POS. / 2pol. 2.8mm x 0.8mm	3 POS. / 3pol. 1.6mm x 0.6mm	2 POS. / 2pol. 1.6mm x 0.6mm	4 POS. / 4pol. 2.8mm x 0.8mm	6 POS. / 6pol. 1.6mm x 0.6mm	6POS. / 6pol. 2.8mm x 0.8mm	8 POS. / 8pol. 1.6mm x 0.6mm	7 POS. / 7pol. 1.6mm x 0.6mm 2.8mm x 0.8mm	2 POS. / 2pol. 5.8mm x 0.8mm
TE PART NUMBER (BASIC) TE Bestellnummer (Basis)		PN: 1703841	PN: 1703843	PN: 1703843	PN: 1703808	PN: 1703820	PN: TBD	PN: 1564416	PN: 1670214	PN: 1564546
PRODUCT FEATURES Produktmerkmal		HOUSING WITH FLANGE Flanschgehaeuse	HOUSING WITH FLANGE Flanschgehaeuse	HOUSING WITH FLANGE Flanschgehaeuse	HOUSING WITH FLANGE Flanschgehaeuse	HOUSING WITH FLANGE Flanschgehaeuse	HOUSING WITH FLANGE Flanschgehaeuse	HOUSING WITH FLANGE Flanschgehaeuse	HOUSING WITH FLANGE Flanschgehaeuse	HOUSING WITH FLANGE Flanschgehaeuse
CONTACT DRAWING SEALED Kontaktzeichnung gedichtet		1355052 WIRE SIZE: MAX. 2.5mm 2	1355055 WIRE SIZE: MAX. 1.5mm 2	1355055 WIRE SIZE: MAX. 1.5mm 2	1355052 WIRE SIZE: MAX. 2.5mm 2	1355055 WIRE SIZE: MAX. 1.5mm 2	1355052 WIRE SIZE: MAX. 2.5mm 2	1355055 WIRE SIZE: MAX. 1.5mm 2	1355055 WIRE SIZE: MAX. 1.5mm 2 1355052 WIRE SIZE: MAX. 2.5mm 2	1241895 WIRE SIZE : MAX. 6.0mm 2
PICTURE Abbildung	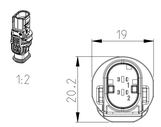	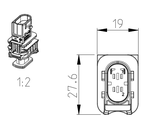	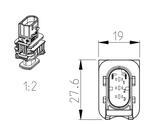	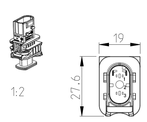	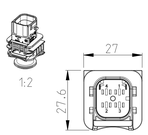	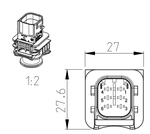	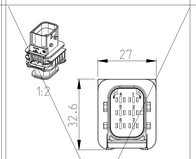	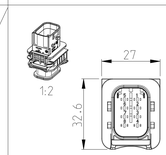	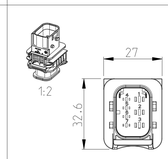	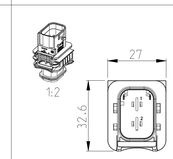
NUMBER OF POLES / Polzahl TAB SIZE / TAB Groesse	2 POS. / 2pol. 1.6mm x 0.6mm	2 POS. / 2pol. 2.8mm x 0.8mm	3 POS. / 3pol. 1.6mm x 0.6mm	2 POS. / 2pol. 1.6mm x 0.6mm	4 POS. / 4pol. 2.8mm x 0.8mm	6 POS. / 6pol. 1.6mm x 0.6mm	6POS. / 6pol. 2.8mm x 0.8mm	8 POS. / 8pol. 1.6mm x 0.6mm	7 POS. / 7pol. 1.6mm x 0.6mm 2.8mm x 0.8mm	2 POS. / 2pol. 5.8mm x 0.8mm
TE PART NUMBER (BASIC) TE Bestellnummer (Basis)	PN: 2382274	PN: 1703839	PN: 1670730	PN: 1670730	PN: 1703818	PN: 1703773	PN: TBD	PN: 1564512	PN: 1703648	PN: 1564544
PRODUCT FEATURES Produktmerkmal	-	-	-	-	-	-	-	-	-	-
CONTACT DRAWING Kontaktzeichnung Kontaktzeichnung gedichtet	1355055 WIRE SIZE: MAX. 1.5mm 2	1355052 WIRE SIZE: MAX. 2.5mm 2	1355055 WIRE SIZE: MAX. 1.5mm 2	1355055 WIRE SIZE: MAX. 1.5mm 2	1355052 WIRE SIZE: MAX. 2.5mm 2	1355055 WIRE SIZE: MAX. 1.5mm 2	1355052 WIRE SIZE: MAX. 2.5mm 2	1355055 WIRE SIZE: MAX. 1.5mm 2	1355055 WIRE SIZE: MAX. 1.5mm 2 1355052 WIRE SIZE: MAX. 2.5mm 2	1241895 WIRE SIZE : MAX. 6.0mm 2

ACCESSORIES SEE PAGE 3
Zubehoer siehe Seite 3

THIS DRAWING IS NOT SUBJECT TO CONSTANT CHANGING SERVICE AND DOES NOT LAY CLAIM TO BE COMPLETE. FOR DEFINITE SPECIFICATION SEE RESPECTIVE TE CUSTOMER DRAWINGS. FURTHER VERSIONS ON INQUIRY.

Diese Zeichnung unterliegt nicht dem staendigen Aenderungsdienst und erhebt keinen Anspruch auf Vollstaendigkeit. Verbindliche Angaben sind der jeweiligen TE-Kundenzeichnung zu entnehmen. Weitere Ausfuehrungen auf Anfrage.

THIS DRAWING IS A CONTROLLED DOCUMENT. EDCS ZEICHNUNGSNR. WIRD DURCH AMP-INTERNATIO VERWALTET. ÄNDERUNGEN UNTERLIEGEN DEM ÄNDERUNGSDIENST. DIN ENTSPRICHT DEN ÄNDERUNGEN DERZEIT GÜLTIGER DIN NORMEN.

DIMENSIONS: MASSEINHEITEN mm
TOLERANCES UNLESS OTHERWISE SPECIFIED: ALLGEM. ISO 2768-1 M
ANGLES: DEGREES
MATERIAL -
FINISH: OBERFLÄCHE: HF-FREE

DRN D.Bischoff 01DEC2007
CHK J.Granzow 07DEC2007
APVD L.Eberwein 08DEC2007
PRODUCT SPEC 108-94020
APPLICATION SPEC 114-18756
WEIGHT GEWICHT -
CUSTOMER DRAWING /KUNDENZEICHNUNG

TE Connectivity

NAME PRODUCT GROUP DRAWING
Produktgruppenzeichnung
Heavy Duty Sealed Connector Series

SIZE	CAGE CODE	DRAWING NO ZEICHNUNG-NR.	RESTRICTED TO NUR FÜR
A0	00779	C-1563709	-

SCALE MASSSTAB 5:1 SHEET BLATT 1 OF NUM 3 REV C 15

4806 (3/13)

THIS DRAWING IS CONFIDENTIAL
VERTRAULICH UNVERBINDLICHE ZEICHNUNG
© COPYRIGHT 2021 BY TE CONNECTIVITY
DEC 2007
RELEASED FOR PUBLICATION
FREI FÜR VERÖFFENTLICHUNG
ALL RIGHTS RESERVED
ALLE RECHTE VORBEHALTEN.
MATED WITH:
PASSEND ZU:

PROJEKT NR.
EGATN05327

REVISIONS ÄNDERUNGEN					
P	LTR	DESCRIPTION BESCHREIBUNG	DATE	DWN	APVD
	-	SEE SHEET 1	-	-	-

WAS EGATN05327-0011
War

GROUP Gruppe	D	E
INTERFACE Schnittstelle	114-18807-1	114-18799-1 (C15)
PICTURE Abbildung	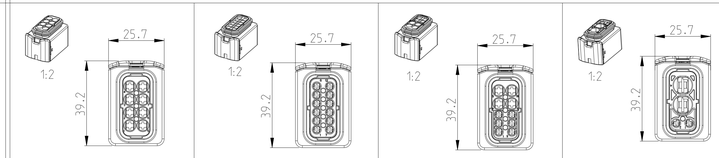	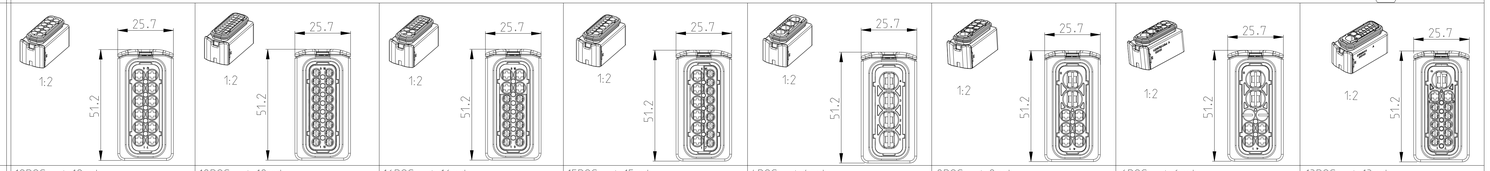
NUMBER OF POLES / Polzahl	8POS. / 8pol.	12POS. / 12pol.
CONTACT SYSTEM / Kontaktsystem	AMP MCP2.8	AMP MCP1.5k
TE PART NUMBER (BASIC) TE Bestellnummer (Basis)	PN: 1670894	PN: 1703639
CONTACT DRAWING SEALED Kontaktzeichnung gedichtet	1355036 WIRE SIZE: MAX. 2.5mm²	1241436 WIRE SIZE: MAX. 1.5mm²
PICTURE Abbildung	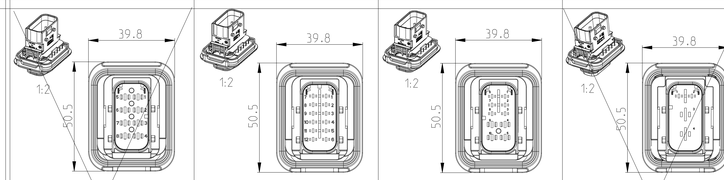	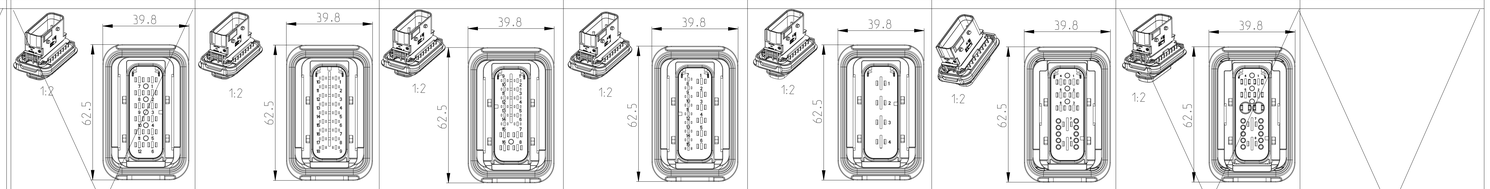
NUMBER OF POLES / Polzahl	8 POS. / 8pol.	12 POS. / 12pol.
TAB SIZE / TAB Groesse	2.8mm x 0.8mm	1.6mm x 0.6mm
TE PART NUMBER (BASIC) TE Bestellnummer (Basis)	PN: TBD	PN: 1564520
PRODUCT FEATURES Produktmerkmal	HOUSING WITH FLANGE Flanschgehaeuse	HOUSING WITH FLANGE Flanschgehaeuse
CONTACT DRAWING Kontaktzeichnung Kontaktzeichnung gedichtet	1355052 WIRE SIZE: MAX. 2.5mm²	1355055 WIRE SIZE: MAX. 1.5mm²
PICTURE Abbildung	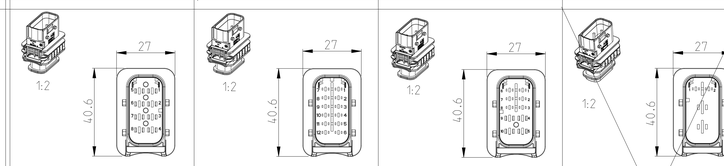	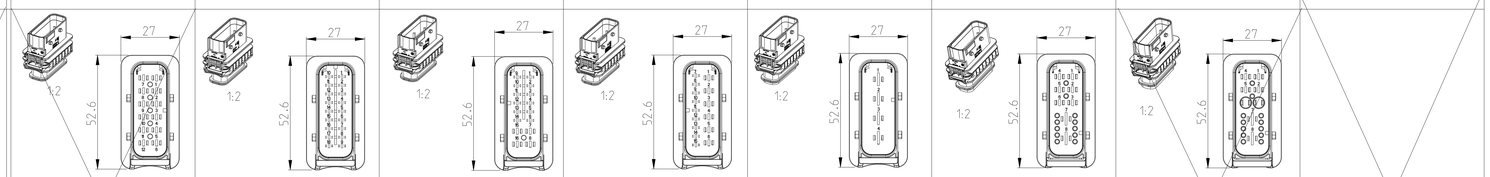
NUMBER OF POLES / Polzahl	8 POS. / 8pol.	12 POS. / 12pol.
TAB SIZE / TAB Groesse	2.8mm x 0.8mm	1.6mm x 0.6mm
TE PART NUMBER (BASIC) TE Bestellnummer (Basis)	PN: 1564522	PN: 1564414
PRODUCT FEATURES Produktmerkmal	-	-
CONTACT DRAWING Kontaktzeichnung Kontaktzeichnung gedichtet	1355052 WIRE SIZE: MAX. 2.5mm²	1355055 WIRE SIZE: MAX. 1.5mm²

GROUP Gruppe	E
INTERFACE Schnittstelle	114-18799-1 (C15)
PICTURE Abbildung	
NUMBER OF POLES / Polzahl	18POS. / 18pol.
CONTACT SYSTEM / Kontaktsystem	AMP MCP1.5k
TE PART NUMBER (BASIC) TE Bestellnummer (Basis)	PN: 1563759
CONTACT DRAWING SEALED Kontaktzeichnung gedichtet	1241436 WIRE SIZE: MAX. 1.5mm²
PICTURE Abbildung	
NUMBER OF POLES / Polzahl	18 POS. / 18pol.
TAB SIZE / TAB Groesse	1.6mm x 0.6mm
TE PART NUMBER (BASIC) TE Bestellnummer (Basis)	PN: 1564526
PRODUCT FEATURES Produktmerkmal	HOUSING WITH FLANGE Flanschgehaeuse
CONTACT DRAWING Kontaktzeichnung Kontaktzeichnung gedichtet	1355055 WIRE SIZE: MAX. 1.5mm²
PICTURE Abbildung	
NUMBER OF POLES / Polzahl	18 POS. / 18pol.
TAB SIZE / TAB Groesse	1.6mm x 0.6mm
TE PART NUMBER (BASIC) TE Bestellnummer (Basis)	PN: 1564412
PRODUCT FEATURES Produktmerkmal	-
CONTACT DRAWING Kontaktzeichnung Kontaktzeichnung gedichtet	1355055 WIRE SIZE: MAX. 1.5mm²

GROUP Gruppe	E
INTERFACE Schnittstelle	114-18799-1 (C15)
PICTURE Abbildung	
NUMBER OF POLES / Polzahl	16POS. / 16pol.
CONTACT SYSTEM / Kontaktsystem	AMP MCP1.5k/2.8 MIX
TE PART NUMBER (BASIC) TE Bestellnummer (Basis)	PN: 1564337
CONTACT DRAWING SEALED Kontaktzeichnung gedichtet	1355036 WIRE SIZE: MAX. 2.5mm² 1241436 WIRE SIZE: MAX. 1.5mm²
PICTURE Abbildung	
NUMBER OF POLES / Polzahl	16 POS. / 16pol.
TAB SIZE / TAB Groesse	1.6mm x 0.6mm 2.8mm x 0.8mm
TE PART NUMBER (BASIC) TE Bestellnummer (Basis)	PN: 1564407
PRODUCT FEATURES Produktmerkmal	HOUSING WITH FLANGE Flanschgehaeuse
CONTACT DRAWING Kontaktzeichnung Kontaktzeichnung gedichtet	1355055 WIRE SIZE: MAX. 1.5mm² 1355052 WIRE SIZE: MAX. 2.5mm²
PICTURE Abbildung	
NUMBER OF POLES / Polzahl	16 POS. / 16pol.
TAB SIZE / TAB Groesse	1.6mm x 0.6mm 2.8mm x 0.8mm
TE PART NUMBER (BASIC) TE Bestellnummer (Basis)	PN: 1564528
PRODUCT FEATURES Produktmerkmal	-
CONTACT DRAWING Kontaktzeichnung Kontaktzeichnung gedichtet	1355055 WIRE SIZE: MAX. 1.5mm² 1355052 WIRE SIZE: MAX. 2.5mm²

GROUP Gruppe	E
INTERFACE Schnittstelle	114-18799-1 (C15)
PICTURE Abbildung	
NUMBER OF POLES / Polzahl	15POS. / 15pol.
CONTACT SYSTEM / Kontaktsystem	AMP MCP1.5k/2.8 MIX
TE PART NUMBER (BASIC) TE Bestellnummer (Basis)	PN: 1563878
CONTACT DRAWING SEALED Kontaktzeichnung gedichtet	1355036 WIRE SIZE: MAX. 2.5mm² 1241436 WIRE SIZE: MAX. 1.5mm²
PICTURE Abbildung	
NUMBER OF POLES / Polzahl	15 POS. / 15pol.
TAB SIZE / TAB Groesse	1.6mm x 0.6mm 2.8mm x 0.8mm
TE PART NUMBER (BASIC) TE Bestellnummer (Basis)	PN: 1564532
PRODUCT FEATURES Produktmerkmal	HOUSING WITH FLANGE Flanschgehaeuse
CONTACT DRAWING Kontaktzeichnung Kontaktzeichnung gedichtet	1355055 WIRE SIZE: MAX. 1.5mm² 1355052 WIRE SIZE: MAX. 2.5mm²
PICTURE Abbildung	
NUMBER OF POLES / Polzahl	15 POS. / 15pol.
TAB SIZE / TAB Groesse	1.6mm x 0.6mm 2.8mm x 0.8mm
TE PART NUMBER (BASIC) TE Bestellnummer (Basis)	PN: 1564530
PRODUCT FEATURES Produktmerkmal	-
CONTACT DRAWING Kontaktzeichnung Kontaktzeichnung gedichtet	1355055 WIRE SIZE: MAX. 1.5mm² 1355052 WIRE SIZE: MAX. 2.5mm²

GROUP Gruppe	E
INTERFACE Schnittstelle	114-18799-1 (C15)
PICTURE Abbildung	
NUMBER OF POLES / Polzahl	4POS. / 4pol.
CONTACT SYSTEM / Kontaktsystem	AMP MCP6.3/4.8
TE PART NUMBER (BASIC) TE Bestellnummer (Basis)	PN: 1564330
CONTACT DRAWING SEALED Kontaktzeichnung gedichtet	1241438 WIRE SIZE: MAX. 6.0mm²
PICTURE Abbildung	
NUMBER OF POLES / Polzahl	4 POS. / 4pol.
TAB SIZE / TAB Groesse	5.8mm x 0.8mm
TE PART NUMBER (BASIC) TE Bestellnummer (Basis)	PN: 1564536
PRODUCT FEATURES Produktmerkmal	HOUSING WITH FLANGE Flanschgehaeuse
CONTACT DRAWING Kontaktzeichnung Kontaktzeichnung gedichtet	1241895 WIRE SIZE : MAX. 6.0mm²
PICTURE Abbildung	
NUMBER OF POLES / Polzahl	4 POS. / 4pol.
TAB SIZE / TAB Groesse	5.8mm x 0.8mm
TE PART NUMBER (BASIC) TE Bestellnummer (Basis)	PN: 1564534
PRODUCT FEATURES Produktmerkmal	-
CONTACT DRAWING Kontaktzeichnung Kontaktzeichnung gedichtet	1241895 WIRE SIZE : MAX. 6.0mm²

GROUP Gruppe	E
INTERFACE Schnittstelle	114-18799-1 (C15)
PICTURE Abbildung	
NUMBER OF POLES / Polzahl	8POS. / 8pol.
CONTACT SYSTEM / Kontaktsystem	AMP MCP2.8/6.3 MIX
TE PART NUMBER (BASIC) TE Bestellnummer (Basis)	PN: 2299782
CONTACT DRAWING SEALED Kontaktzeichnung gedichtet	1241438 WIRE SIZE: MAX. 6.0mm² 1355036 WIRE SIZE: MAX. 2.5mm²
PICTURE Abbildung	
NUMBER OF POLES / Polzahl	8 POS. / 8 pol.
TAB SIZE / TAB Groesse	2.8mm x 0.8mm 5.8mm x 0.8mm
TE PART NUMBER (BASIC) TE Bestellnummer (Basis)	PN: 2383510
PRODUCT FEATURES Produktmerkmal	HOUSING WITH FLANGE Flanschgehaeuse
CONTACT DRAWING Kontaktzeichnung Kontaktzeichnung gedichtet	1355052 WIRE SIZE: MAX. 2.5mm² 1241895 WIRE SIZE : MAX. 6.0mm²
PICTURE Abbildung	
NUMBER OF POLES / Polzahl	8 POS. / 8 pol.
TAB SIZE / TAB Groesse	2.8mm x 0.8mm 5.8mm x 0.8mm
TE PART NUMBER (BASIC) TE Bestellnummer (Basis)	PN: 2383519
PRODUCT FEATURES Produktmerkmal	-
CONTACT DRAWING Kontaktzeichnung Kontaktzeichnung gedichtet	1355052 WIRE SIZE: MAX. 2.5mm² 1241895 WIRE SIZE : MAX. 6.0mm²

GROUP Gruppe	E
INTERFACE Schnittstelle	114-18799-1 (C15)
PICTURE Abbildung	
NUMBER OF POLES / Polzahl	13POS. / 13pol.
CONTACT SYSTEM / Kontaktsystem	AMP MCP1.5/2.8/6.3 MIX
TE PART NUMBER (BASIC) TE Bestellnummer (Basis)	PN: 2358263
CONTACT DRAWING SEALED Kontaktzeichnung gedichtet	1241438 WIRE SIZE: MAX. 6.0mm² 1355036 WIRE SIZE: MAX. 2.5mm² 1241436 WIRE SIZE: MAX. 1.5mm²
PICTURE Abbildung	
NUMBER OF POLES / Polzahl	6POS. / 6pol.
TAB SIZE / TAB Groesse	2.8mm x 0.8mm 5.8mm x 0.8mm
TE PART NUMBER (BASIC) TE Bestellnummer (Basis)	PN: TBD
PRODUCT FEATURES Produktmerkmal	HOUSING WITH FLANGE Flanschgehaeuse
CONTACT DRAWING Kontaktzeichnung Kontaktzeichnung gedichtet	1355052 WIRE SIZE: MAX. 2.5mm² 1241895 WIRE SIZE : MAX. 6.0mm²
PICTURE Abbildung	
NUMBER OF POLES / Polzahl	6 POS. / 6 pol.
TAB SIZE / TAB Groesse	2.8mm x 0.8mm 5.8mm x 0.8mm
TE PART NUMBER (BASIC) TE Bestellnummer (Basis)	PN: TBD
PRODUCT FEATURES Produktmerkmal	-
CONTACT DRAWING Kontaktzeichnung Kontaktzeichnung gedichtet	1355052 WIRE SIZE: MAX. 2.5mm² 1241895 WIRE SIZE : MAX. 6.0mm²

ACCESSORIES SEE PAGE 3
Zubehoer siehe Seite 3

THIS DRAWING IS NOT SUBJECT TO CONSTANT CHANGING SERVICE AND DOES NOT LAY CLAIM TO BE COMPLETE. FOR DEFINITE SPECIFICATION SEE RESPECTIVE TE CUSTOMER DRAWINGS. FURTHER VERSIONS ON INQUIRY.

Diese Zeichnung unterliegt nicht dem staendigen Aenderungsdienst und erhebt keinen Anspruch auf Vollstaendigkeit. Verbindliche Angaben sind der jeweiligen TE-Kundenzeichnung zu entnehmen. Weitere Ausfuehrungen auf Anfrage.

THIS DRAWING IS A CONTROLLED DOCUMENT.
DIMENSIONS: MILLIMETER (mm)
TOLERANCES UNLESS SPECIFIED ON DRAWING: ISO 8015 / DIN 7020 Teil 1
ANGLES (ALL): ±4°
MATERIAL -
FINISH/OBERFLAECHE -
WEIGHT/GEWICHT -

DWN D.Bischoff 01DEC2007
CHK J.Granzow 07DEC2007
APVD C.Eberwein 08DEC2007
PRODUCT SPEC PRODUKTSPEC. 108-94020
APPLICATION SPEC VERWENDUNGSSPEC. 114-18799
CUSTOMER DRAWING /KUNDENZEICHNUNG

TE Connectivity

NAME PRODUCT GROUP DRAWING
Produktgruppenzeichnung
Heavy Duty Sealed Connector Series

SIZE	CAGE CODE	DRAWING NO ZEICHNUNG-NR.	RESTRICTED TO NUR FÜR
A0	00779	C-1563709	-

SCALE MASSSTAB 5:1 | SHEET BLATT 2 | OF VON 3 | REV C15

4806 (3/13)

THIS DRAWING IS UNPUBLISHED.
VERTRAULICHE UNVERÖFFENTLICHTE ZEICHNUNG
© COPYRIGHT 2021 BY TE CONNECTIVITY
RELEASED FOR PUBLICATION DEC 2007
FREIGABE VERÖFFENTLICHUNG
ALL RIGHTS RESERVED
ALLE RECHTE VORBEHALTEN.
PLOTTED WITH PLOTTING ZO

WAS EGATN05327-0011
War

PROJEKT NR. EGATN05327

REVISIONS
ÄNDERUNGEN

P	LTR	DESCRIPTION BESCHREIBUNG	DATE	DWN	APVD
	-	SEE SHEET 1	-	-	-

C15

GROUP Gruppe	MINI		A		B		C		D		E	
COVER Kappen	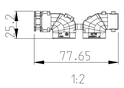	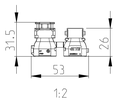	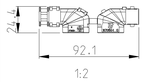	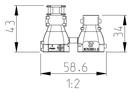	PICTURES NOT AVAILABLE Bilder nicht verfuegbar (SEE DRAWINGS) (Siehe Zeichnungen)	PICTURES NOT AVAILABLE Bilder nicht verfuegbar (SEE DRAWINGS) (Siehe Zeichnungen)	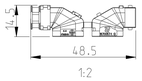	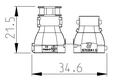		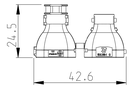	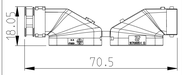	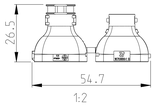
TE PART NUMBER TE Bestellnummer	PN: 0-2409554-1	PN: 0-2409553-1	PN: 0-1670150-1	PN: 0-1670365-1	PN: 965576 1418918 1418919 965577 965783 185793 1534789	PN: 185792 965784 1418916 1418917 965785 965786 1534791	PN: 0-1670057-1	PN: 0-1670364-1	PN: 0-1563110-1	PN: 0-1563111-1	PN: 0-1670865-1	PN: 0-1670866-1
CORRUGATED TUBE Wellrohr	NW 8.5	NW 8.5	NW 8.5	NW 8.5	SEVERAL APPLICATIONS Diverse Anwendungen	SEVERAL APPLICATIONS Diverse Anwendungen	NW 13	NW 13	NW 13	NW 13	NW 17	NW 17
CABLE EXIT DIRECTION Richtung Kabelabgang	90 °	180°	90°	180 °	90 °	180 °	90 °	180 °	90 °	180 °	90 °	180 °

GROUP Gruppe	MINI	A	B	C	D	E
FIXING SLIDE FOR TAB HOUSING Schieber fuer Flachsteckergehaeuse			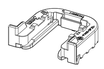	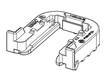	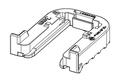	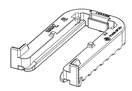
TE PART NUMBER (BASIC) TE Bestellnummer (Basis)		PN: 1703838	PN: 1703810	PN: 1670720 CUSTOMER RESTRICED: PN 2208002 FOR 4mm SHEETMETAL	PN: 1564562 CUSTOMER RESTRICED: PN 2317070 FOR 1.2mm SHEET METAL	PN: 1564411 CUSTOMER RESTRICED: PN 2316939 FOR 1.2mm SHEET METAL PN 2208003 FOR 4mm SHEET METAL
SHEETMETAL THICKNESS Blechstaerke 1.0 ± 0.1mm 1.5 ± 0.1mm 2.0 ± 0.1mm 2.5 ± 0.1mm 3.0 ± 0.1mm 3.5 ± 0.1mm 4.0 ± 0.1mm		AVAILABLE VERSIONS SEE CUSTOMER DRAWING Verfuegbare Versionen siehe Kundenzeichnung	AVAILABLE VERSIONS SEE CUSTOMER DRAWING Verfuegbare Versionen siehe Kundenzeichnung	AVAILABLE VERSIONS SEE CUSTOMER DRAWING Verfuegbare Versionen siehe Kundenzeichnung	AVAILABLE VERSIONS SEE CUSTOMER DRAWING Verfuegbare Versionen siehe Kundenzeichnung	AVAILABLE VERSIONS SEE CUSTOMER DRAWING Verfuegbare Versionen siehe Kundenzeichnung

GROUP Gruppe	MINI	A	B	C	D	E
PROTECTION CAP FOR RECEPTACLE HOUSING Schutzkappe fuer Buchsengehaeuse					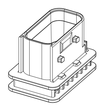	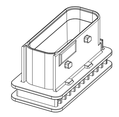
TE PART NUMBER TE Bestellnummer		PN: 0-2112299-1	PN: 0-2112300-1	PN: 0-2112301-1	PN: 0-2112302-1	PN: 0-2112303-1
COUNTERPART Gegenstueck		SUITABLE FOR ALL RECEPTACLE HOUSINGS OF GROUP "A" Passend zu allen Buchsengehaeusen der Gruppe "A"	SUITABLE FOR ALL RECEPTACLE HOUSINGS OF GROUP "B" Passend zu allen Buchsengehaeusen der Gruppe "B"	SUITABLE FOR ALL RECEPTACLE HOUSINGS OF GROUP "C" Passend zu allen Buchsengehaeusen der Gruppe "C"	SUITABLE FOR ALL RECEPTACLE HOUSINGS OF GROUP "D" Passend zu allen Buchsengehaeuse der Gruppe "D"	SUITABLE FOR ALL RECEPTACLE HOUSINGS OF GROUP "E" Passend zu allen Buchsengehaeusen der Gruppe "E"

GROUP Gruppe	MINI	A	B	C	D	E
PROTECTION CAP FOR TAB HOUSING Schutzkappe fuer Flachsteckergehaeuse						
TE PART NUMBER TE Bestellnummer		PN: 0-2112289-1	PN: 0-2112291-1	PN: 0-2112293-1	PN: 0-2112295-1	PN: 0-2112297-1
COUNTERPART Gegenstueck		SUITABLE FOR INTERFACE 114-18743-1 AND ALL TAB HOUSINGS OF GROUP "A" Passend zur Schnittstelle 114-18743-1 und allen Flachsteckergehaeusen der Gruppe "A"	SUITABLE FOR INTERFACE 114-18739-1 AND ALL TAB HOUSINGS OF GROUP "B" Passend zur Schnittstelle 114-18739-1 und allen Flachsteckergehaeusen der Gruppe "B"	SUITABLE FOR INTERFACE 114-18740-1 AND ALL TAB HOUSINGS OF GROUP "C" Passend zur Schnittstelle 114-18740-1 und allen Flachsteckergehaeusen der Gruppe "C"	SUITABLE FOR INTERFACE 114-18807-1 AND ALL TAB HOUSINGS OF GROUP "D" Passend zur Schnittstelle 114-18807-1 und allen Flachsteckergehaeusen der Gruppe "D"	SUITABLE FOR INTERFACE 114-18799-1 AND ALL TAB HOUSINGS OF GROUP "E" Passend zur Schnittstelle 114-18799-1 und allen Flachsteckergehaeusen der Gruppe "E"

THIS DRAWING IS NOT SUBJECT TO CONSTANT CHANGING SERVICE AND DOES NOT LAY CLAIM TO BE COMPLETE. FOR DEFINITE SPECIFICATION SEE RESPECTIVE TE CUSTOMER DRAWINGS. FURTHER VERSIONS ON INQUIRY.

Diese Zeichnung unterliegt nicht dem staendigen Aenderungsdienst und erhebt keinen Anspruch auf Vollstaendigkeit. Verbindliche Angaben sind der jeweiligen TE-Kundenzeichnung zu entnehmen. Weitere Ausfuehrungen auf Anfrage.

THIS DRAWING IS A CONTROLLED DOCUMENT.
DIESES ZEICHNUNGSDOKUMENT WIRD DURCH AMP-INTERNATIO VERWALTET.
DIESE ZEICHNUNG DARF OHNE VORHERIGE SCHRIFTLICHE ZUSTIMMUNG DER EMPFAENGERIN WEDER KOPIERT NOCH DER DRITTEN ZUGAENGLICH GEMACHT WERDEN.

DIMENSIONS: MASSE/METTEN mm
TOLERANCES UNLESS OTHERWISE SPECIFIED: ALLGEMEINTOLERANZEN
0 PLC ±-
1 PLC ±-
2 PLC ±-
3 PLC ±-
4 PLC ±-
ANGLES(DEGREES) ±4°
MATERIAL -
FINISH/OBERFLACHE/FARBE -

DWN D.Bischoff 01DEC 2007
CHK H.Granzow 07DEC 2007
APVD C.Eberwein 08DEC 2007
PRODUCT SPEC PRODUKTSPEC 108-94020
APPLICATION SPEC VERWENDUNGSSPEC 114-18756
WEIGHT GEWICHT -
CUSTOMER DRAWING /KUNDENZEICHNUNG

TE Connectivity

NAME
PRODUCT GROUP DRAWING
Produktgruppenzeichnung
Heavy Duty Sealed Connector Series

SIZE	CAGE CODE	DRAWING NO ZEICHNUNG-NR.	RESTRICTED TO NUR FÜR
A0	00779	C-1563709	-

SCALE MASSSTAB 5:1 | SHEET BLATT 3 OF 3 | REV C15

4806 (3/13)