THIS DRAWING IS UNPUBLISHED
VERTRAULICH UNVEROEFFENTLICHTE ZEICHNUNG
© COPYRIGHT 2008
RELEASED FOR PUBLICATION Sept. 2009
FREI FUER VEROEFFENTLICHUNG
ALL RIGHTS RESERVED.
ALLE RECHTE VORBEHALTEN.

MATED WITH
PASSEND ZU
SEE NOTE 9

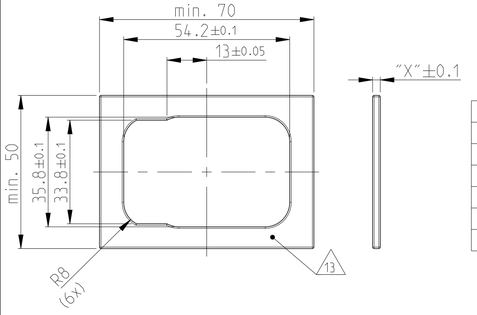

FIXING WITH SLIDE Befestigung mit Schieber	
WALL THICKNESS "X" Wandstaerke "X"	TE ORDER NO. TE Best. Nr.
1mm	N.N
1.5mm	N.N.
2.5mm	0-2112166-1
3mm	0-2112166-2
3.5mm	0-2112166-3

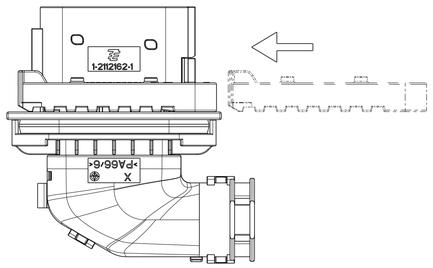

SLIDE FROM BOTH DIRECTIONS MOUNTABLE
Schieber von beiden Seiten montierbar

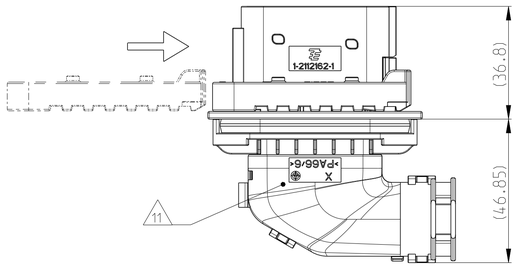

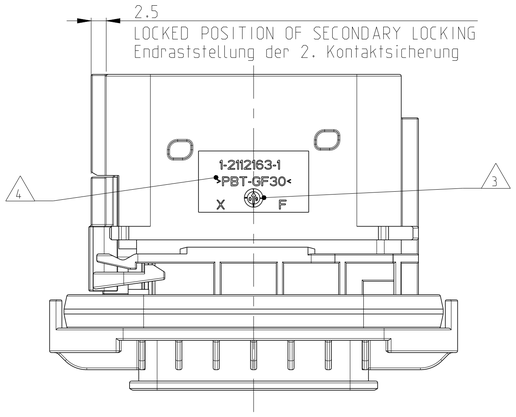

CODINGS:
Kodierungen:

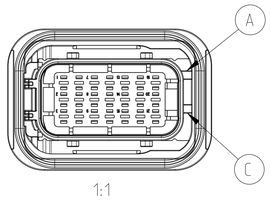

PN 1-2112162-1

CODING
Kodierung A (GROOVES A-C)
(Nuten A-C)

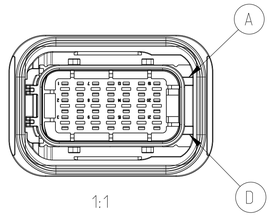

PN 2-2112162-1

CODING
Kodierung B (GROOVES A-D)
(Nuten A-D)

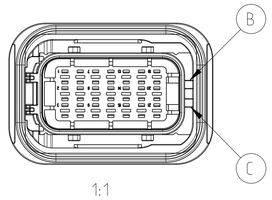

PN 3-2112162-1

CODING
Kodierung C (GROOVES B-C)
(Nuten B-C)

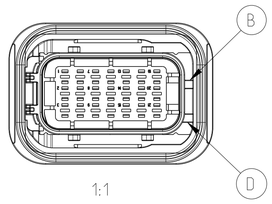

PN 4-2112162-1

CODING
Kodierung D (GROOVES B-D)
(Nuten B-D)

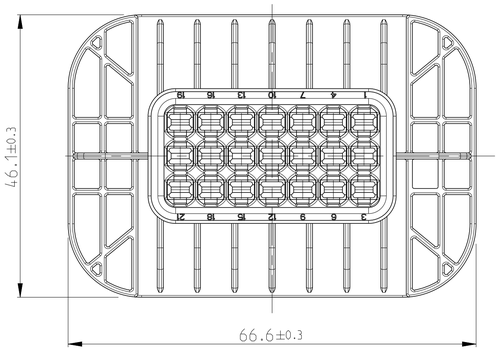

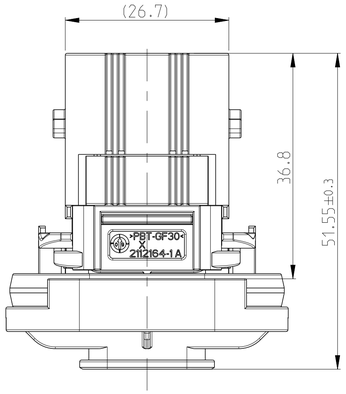

PRE LOCKED POSITION OF SECONDARY LOCKING
Vorraststellung der 2. Kontaktsicherung

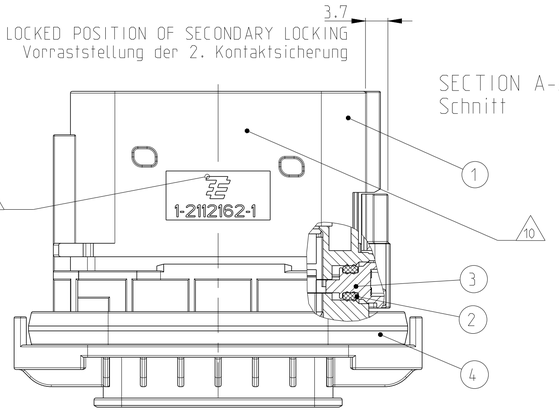

SECTION A-A
Schnitt

AS SHOWN
CODING "A"

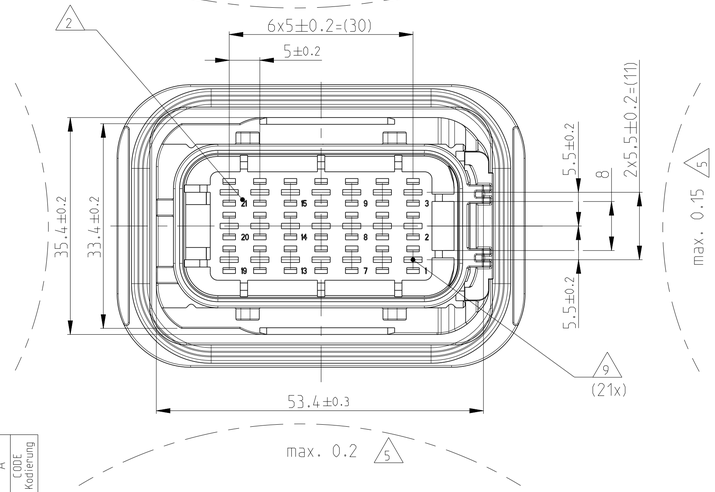

LOC	DIST
A1	-

PROJEKT NR.
EGATN08462

REVISIONS
ANDERUNGEN

P	LTR	DESCRIPTION BESCHREIBUNG	DATE	DWN	APVD
	D2	ADDITIONAL DIMENSION ADDED. SEE PCN E-17-001267	27JAN2017	NP	FE
	E	AXIAL SEAL IMPROVED. SEE PCN E-17-003783	22MAR2017	NP	FE
	F	AXIAL SEAL IMPROVED. SEE PCN E-18-010940	08OCT2018	NP	FE
	G	SAME STATUS AS REV. E. SEE PCN E-19-012462	07AUG2019	NP	FE

NOTES
Bemerkungen

1. TE LOGO AND PART NUMBER
   TE Logo und Bestellnummer
2. CAVITY NUMBERING
   Kammerbezeichnung
3. PRODUCTION DATE
   Produktionsdatum
4. MATERIAL MARKING ACCORDING TO VDA 260
   Werkstoffkennzeichnung nach VDA 260
5. WARPAGE TO ... PERMITTED
   VERZUG zulässig bis....
6. BULK PACKAGING IN CORRUGATED BOX
   Schuettgut in Versandkarton
7. SUITABLE COUNTERPART SEE DRAWING:
   TE-NO. 1-1534127-1

   passendes Gegenstueck siehe Zeichnung
   TE-NR. 1-1534127-1
8. MALFUNCTION CAUSED BY LACQUER IS NOT
   COVERED BY TE WARRENTY
   Funktionsbeeintraechtig. durch Lackieren liegt nicht
   im Einfluss und Gewaehrleistungsumfang von TE
9. CAVITIES MATED WITH TABS 2.8 x 0.8 MM (SWS)
   SEE PRODUCT GROUP DRAWING
   TE NO: 1355052
   MAX. WIRE SIZE : 2.5mm FLR / AWG 12TXL

   Kontaktkammer passend fuer Flachstecker 2.8 x 0.8 mm (EDS)
   siehe Produktgruppenzeichnung
   TE NR. 1355052
   max. Drahtgroeßenbereich 2.5mm FLR / AWG 12TXL
10. INTERFACE ACC. TE-Drawing 114-18085-30
    Krageanschluss nach TE Zeichnung : 114-18085-30
11. MATED WITH COVER 2112167-1
    Passend zu Kappe 2112167-1
12. MATED WITH FIXING SLIDE SEE TABLE
    Passend zu Schieber siehe Tabelle
13. SEALING SURFACE CUTOFF
    Dichtflaeche Blechausschnitt

SURFACE ROUGHNESS Ra MAX. 1.8µm OR LESS FOR METAL PARTS.
Werkzeugoberflaeche Ra Max. 1.8µm oder weniger fuer Metallteile.

SURFACE ROUGHNESS MIN. VDI 3400-CLASS 24 FOR PLASTIC PARTS.
Werkzeugoberflaeche Min. VDI 3400-Class 24 fuer Kunststoffteile.

THE FLATNESS MUST BE WITHIN THE TOLERANCE OF THE SHEET.
THEREFORE WITHIN ±0.1MM.
Die Ebenheit muss innerhalb der Toleranz des Blechs liegen be
(±0.1mm)

NO SINK MARKS, EJECTOR, DRAFT, DENTS, SCRATCHES,
PARAGRAPH ON THE SEALING AREA ALLOWED.
Keine Einfallstellen, Auswerfer, Ausformschraegen, Delle,
Kratzer, Absaetze zulaessig.

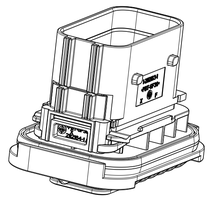

1:1

CODE Kodierung	REV.	ORDER NO. Bestell-Nr.
D	G	4-2112162-1
C	G	3-2112162-1
B	G	2-2112162-1
A	G	1-2112162-1

QUANTITY Stueck				MAT.	COLOUR Farbe	DESCRIPTION Beschreibung	REV.	ITEM
1	1	1	1	MVQ	GREEN gr Gn	SEAL Dichtung	C	4
1	1	1	1	PBT-GF30 V-0	YELLOW gelb	SECONDARY LOCKING DEVICE zweite Kontaktsicherung	A	3
1	1	1	1	MVQ	WHITE weiss	SEAL FOR SECONDARY LOCKING Dichtung fuer 2te Kontaktsicherung	H	2
1				PBT-GF30 V-0	CLARET VIOLET bord.violett	21 POS. TAB HOUSING. CODING D 21 pol. Flachsteckergehaeuse. Kod. D	F	1
	1			PBT-GF30 V-0	LIGHT BLUE lichtblau	21 POS. TAB HOUSING. CODING C 21 pol. Flachsteckergehaeuse. Kod. C	F	
		1		PBT-GF30 V-0	NATURAL natur	21 POS. TAB HOUSING. CODING B 21 pol. Flachsteckergehaeuse. Kod. B	F	
			1	PBT-GF30 V-0	BLACK schwarz	21 POS. TAB HOUSING. CODING A 21 pol. Flachsteckergehaeuse. Kod. A	F	

THIS DRAWING IS A CONTROLLED DOCUMENT.
DIESES ZEICHNUNGSDOKUMENT WIRD DURCH APVP INCORPORATED KONTROLLIERT.
ANDERUNGEN, DIE DEM TECHNISCHEN FORTSCHRITT DIENEN, SIND VORBEHALTEN.
DEN ZWECK LETZTGULTIGER ANDERUNGSSTAND ERFAHREN SIE AUF ANFRAGE.

DIMENSIONS:
MASSEEINHEITEN:
mm

TOLERANCES UNLESS OTHERWISE SPECIFIED:
ALLGEMEINTOLERANZEN
DIN PLC ISO 8015
1 PLC ±DIN16901-140
2 PLC ±-
3 PLC ±-
4 PLC ±-
ANGLES/WINKEL ±2°

MATERIAL
SEE TABLE
siehe Tabelle

FINISH/OBERFLAECHE/FARBE
SEE TABLE
siehe Tabelle

DWN	N. Pfaffmann	14SEP2009
CHK	F. Eltrop	14SEP2009
APVD	C. Eberwein	15SEP2009

PRODUCT SPEC
PRODUKTSPEZ.
108-18696-1

APPLICATION SPEC
VERARBEITUNGSSPEZ.
114-18376

WEIGHT
GEWICHT
51g

TE Connectivity

NAME
21 POS. 2.8X0.8. TAB HSG
21 pol. TAB 2.8X0.8. Flachsteckergehaeuse
gedichtet

SIZE	CAGE CODE	DRAWING NO ZEICHNUNGS-NR.	RESTRICTED TO NUR FUER
A1	00779	C-2112162	-

CUSTOMER DRAWING	/KUNDENZEICHNUNG	SCALE MASSSTAB	5:1	SHEET BLATT	1	OF VON	1	REV	G