© 2021 TE Connectivity. All Rights Reserved.

REVISIONS					
P	LTR	DESCRIPTION	DATE	DWN	APVD
	A	NEW DRAWING	23MAY2022	VC	GCR
	A1	NOTE 11 UPDATED	30JUL2024	PS	AW

FURTHER CODING
weitere Kodierung

CODIND F 4
Kodierung F

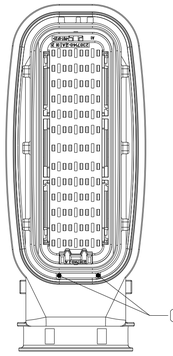

SECONDARY LOCKING IN PRE LOCKED POSITION
Zweite Kontaktsicherung in Vorraststellung

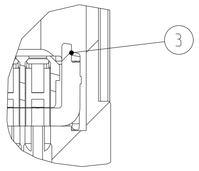

SECONDARY LOCKING IN LOCKED POSITION
Zweite Kontaktsicherung in Endraststellung

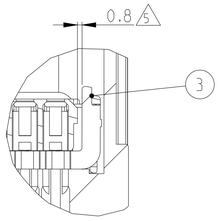

CONNECTOR 39POS. INCL. COVER, ADAPTER AND FIXING SLIDE
Steckverbinder 39pol. mit Kappe, Adapter und Befestigungsschieber

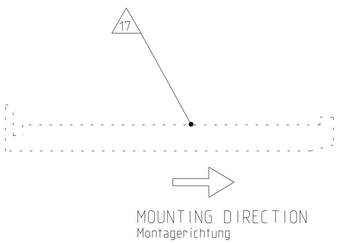

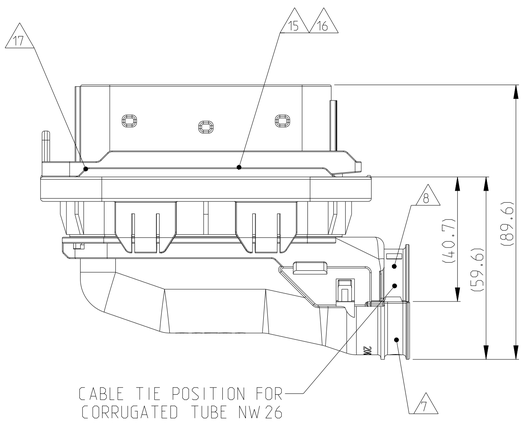

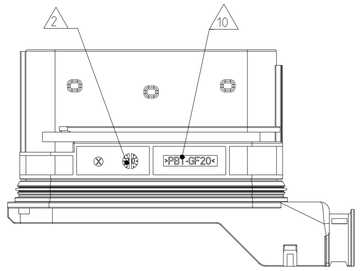

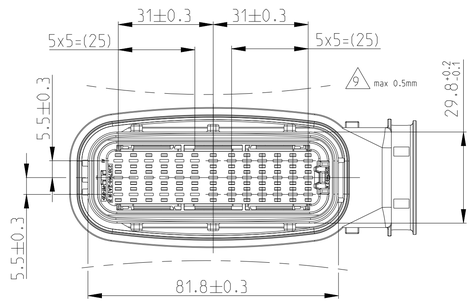

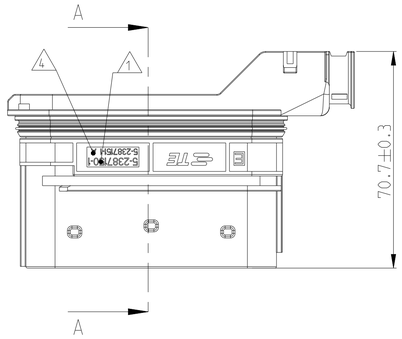

SECTION A-A
Schnitt

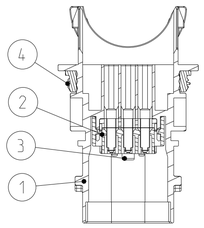

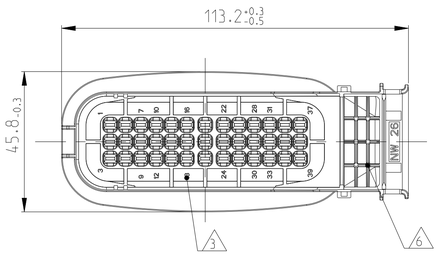

DELIVERY CONDITIONS:
Lieferzustand:

2nd LOCKING DEVICE IN PRE LOCKED POSITION
2. Kontaktsicherung in Vorraststellung

CODING E AS SHOWN 4
Kodierung E wie gezeigt

NOTES
Bemerkungen

1. TE CONNECTIVITY (TE) ORDER-NUMBER.
   TE Connectivity (TE) Bestellnummer
2. PRODUCTION DATE. EXCHANGEABLE
   Produktionsdatum. auswechselbar
3. CONTACT CAVITY NUMBERING
   Kammernummerierung
4. DIFFERENT CODINGS
   Unterschiedliche Kodierungen
5. SLIDING DISTANCE OF SECONDARY LOCKING DEVICE
   Verschiebeweg der zweiten Kontaktsicherung
6. DESIGNED FOR CORRUGATED TUBE NW26. MAX. DIA 31.4mm
   Ausgelegt fuer Wellrohr NW26. max. Durchmesser 31.4mm
7. FITTING COVER SEE DRAWING (COVER IS NOT A PART OF ASS'Y) 1823500
   Passende Abdeckkappe s. Zeichnung (die Kappe ist kein Bestandteil der Verkaufsass'y) 1823500
   TE-NO.: 1823500
8. SUITABLE CABLE TIE (MAX. WIDTH 5mm):
   Passender Kabelbinder (max. Breite 5mm):
9. WARPAGE TO . . . PERMITTED
   Verzug zulaessig bis . . .
10. MATERIAL MARKING
    Materialkennzeichnung
11. (A1) SUITABLE TO COUNTERPART DRAWING
    Passend zu Gegenstück Zeichnung
    TE-NO.: 2385846
12. LAYER PACKAGING IN CORRUGATED BOX
    Lagenverpackung im Versandkarton
13. THE USE OF LACQUER ON THE PART MAY RESULT IN HIGHER OPERATION FORCES THAN SPECIFIED IN THE TE PRODUCT SPECIFICATION. THIS CAN LEAD TO FAILURE OF FUNCTIONAL FEATURES (EX. LEVERS) IN THE WORST CASE. A QUALIFICATION WITH THIS LACQUER CONDITION MUST BE DONE BY APPLYING USER
    Eine Lackierung der Steckverbindung kann hoehere Betaetigungskraefte zur Folge haben. als in der TE Produkt-Spezifikation angegeben. Dies kann im unguenstigen Fall auch zum Bruch von Betaetigungshilfen (z.B. Hebel) fuehren. Die Eignung des verwendeten Lacks fuer die Werkstoffe der Steckverbindung ist vom Anwender zu ueberpruefen.
14. CAVITIES MATED WITH TAB 1.6 X 0.6 (SWS) SEE PRODUCT GROUP DRAWING TE CONNECTIVITY NO: 1355055 MAX. WIRESIZE: 1.5mm² FLR. AWG 17 TXL
    Kontaktkammern passend fuer TAB 1.6 X 0.6 (SWS) siehe Produkt-Gruppenzeichnung TE CONNECTIVITY Nr. 1355055
    max. Drahtgroessenbereich: 1.5mm² FLR. AWG 17 TXL
    CAVITIES MATED WITH 2.8 X 0.8 mm (SWS) SEE PRODUCT GROUP DRAWING TE CONNECTIVITY NO: 1355052 MAX. WIRESIZE: 2.5mm² FLR. AWG 12 TXL
    Kontaktkammern passend fuer 2.8 X 0.8 mm (SWS) siehe Produkt-Gruppenzeichnung TE CONNECTIVITY Nr. 1355052
    max. Drahtgroessenbereich: 2.5mm² FLR. AWG 12 TXL
15. FITS TO TE CONNECTIVITY INTERFACE DRAWING FOR CONNECTOR 114-18638
    Passend zu TE Connectivity Ausführungsvorschrift 114-18638
16. FITS TO TE CONNECTIVITY ADAPTER FOR METAL BRACKET 1718329-1
    Passend zu TE Connectivity Adapter für Metallhalter 1718329-1
17. MOUNTING WITH FIXING SLIDE 1718328-1
    Montage mit Befestigungs-Schieber 1718328-1

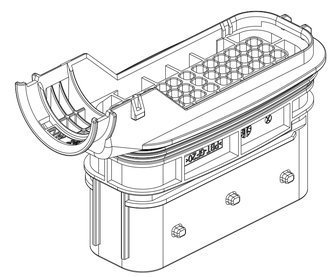

TE ORDER-NO. TE Bestell-Nr.	CODING Kodierung	REV.	QTY Anzahl	MAT.	COLOUR Farbe	DESCRIPTION Beschreibung	REV.	ITEM
6-2387150-1 (39POS)	F	A	1	SILICONE	ORANGE orange	SEAL Dichtung	A	4
			1	PBT-GF20 V0	NATURAL natürlich	SEC. LOCKING DEVICE. 39POS zweite Kontaktsicherung. 39pol	B	3
			1	PBT-GF20 V0	DUSTY GREY staubgrau	CAVITY BLOCK. 39POS Kammerblock. 39pol	A	2
			1	PBT-GF20 V0	FAWN BROWN rehbraun	TAB HOUSING. 39POS.. CODE F Flachsteckergeh.. 39pol.. Kodierung F	A	1
5-2387150-1 (39POS)	E	A	1	SILICONE	ORANGE orange	SEAL Dichtung	A	4
			1	PBT-GF20 V0	NATURAL natürlich	SEC. LOCKING DEVICE. 39POS zweite Kontaktsicherung. 39pol	B	3
			1	PBT-GF20 V0	DUSTY GREY staubgrau	CAVITY BLOCK. 39POS Kammerblock. 39pol	A	2
			1	PBT-GF20 V0	EMERALD GREEN smaragdgrün	TAB HOUSING. 39POS.. CODE E Flachsteckergeh.. 39pol.. Kodierung E	A	1

THIS DRAWING IS A CONTROLLED DOCUMENT.
DIMENSIONING AND TOLERANCING PER GPS (ISO STANDARDS).

DIMENSIONS: mm

TOLERANCES UNLESS OTHERWISE SPECIFIED
0 PLC ±
1 PLC ±
2 PLC ±
3 PLC ±
4 PLC ±
ANGLES ±

MATERIAL: SEE TABLE / SEE TABLE
FINISH: SEE TABLE / SEE TABLE

DWN	PRAVEEN KUMAR H	17MAY2022
CHK	NAVEEN H L	18MAY2022
APVD	GURUMURTHY C R	19MAY2022
PRODUCT SPEC	108-18946	
APPLICATION SPEC	114-18660	
WEIGHT	80 g	

TE Connectivity

NAME: 2.8MM TAB HOUSING 39POS.,SEALED, 2.8mm Flachsteckergehaeuse, 39pol., gedichtet

SIZE	CAGE CODE	DRAWING NO	RESTRICTED TO
A1	00779	C-2387150	-

CUSTOMER DRAWING | SCALE 1:1 | SHEET 1 OF 1 | REV A1

4805 (3/13)