© 2020 TE Connectivity. All Rights Reserved.

REVISIONS ÄNDERUNGEN					
P	LTR	DESCRIPTION BESCHREIBUNG	DATE	DWN	APVD
	C1	SEE PCN: E-17-004421	13JAN2021	PN	PW
	D	SEE PCN: E-22-138064	05MAY2022	GB	AW
	D1	NOTE 7 AND 8 UPDATED	02NOV2022	MK	FE
	D2	REVISED PER PCN-23-177153	03OCT2023	PS	AW

NOTES
Bemerkungen

1. TE CONNECTIVITY (TE) ORDER-NUMBER
   TE CONNECTIVITY (TE) Bestellnummer
2. CAVITY NUMBERING
   Kammernbezeichung
3. PRODUCTION DATE
   Produktionsdatum
4. MATERIAL MARKING ACC TO VDA260
   Werkstoffkennzeichunng nach VDA260
5. LAYER PACKAGING IN CORRUGATED BOX
   Lagenverpackung im Versandkarton
6. FITS TO TE CONNECTIVITY INTERFACE 208-18081
   Passend zu TE Connectivity Schnittstelle 208-18081
7. CAVITY MATED WITH MCON 1.2 CLEAN BODY
   SEE PRODUCT GROUP DRAWING: 1534326
   MAX. WIRESIZE: 0.75mm² FLR
   BLIND PLUG: 1-1452424-3
   MIN CABLE DIAMETER 1.1mm
   Kontaktkammer passenf für MCON 1.2 CLEAN BODY
   siehe Produktgruppenzeichung: 1534326
   max. Drahtgrössenbereich: 0.75mm² FLR
   Blindstopfen: 1-1452424-3
   Min. Kabeldurchmesser 1.1mm
8. CAVITY MATED WITH MCON 1.2 CLEAN BODY
   SEE PRODUCT GROUP DRAWING: 1534326
   MAX. WIRESIZE: 1mm² FLR
   BLIND PLUG: 1-1452424-2
   MIN CABLE DIAMETER 1.1mm
   Kontaktkammer passenf für MCON 1.2 CLEAN BODY
   siehe Produktgruppenzeichung: 1534326
   max. Drahtgrössenbereich: 1mm² FLR
   Blindstopfen: 1-1452424-2
   Min. Kabeldurchmesser 1.1mm
9. MATED WITH COVER TE CONNECTIVITY NO. 2344956-1
   Passend zu Kappe TE Connectivity Nr. 2344956-1
10. MAX. CABLE TIE WIDTH: 4mm
    Max. Kabelbinderbreite: 4mm
11. FITS TO SECONDARY LOCK 2327845-2
    Passend zu zweiter Kontaktsicherung 2327845-2
12. MALFUNCTION CAUSED BY LACQUER IS NOT COVERED BY TE CONNECTIVITY WARRENTY
    Funktionsbeeinträchtigung durch Lackieren liegt nicht im Einfluss und Gewährleistungsumfang von TE Connectivity
13. (D2) POSSIBLE ALTERNATE MATERIAL PA66-GF30 WILL BE SHOWN ON MARKING (MATERIAL MARKING IS NOT VISIBLE ON ASSEMBLED PART))
    Mögliches alternatives Material PA66-GF30 wird mit der Materialkennzeichnung angezeit. (Materialkennzeichnung ist beim assemblierten Teil nicht sichtbar)

CODING A AS SHOWN
Kodierung A wie gezeigt

DELIVERY CONDITIONS:
Lieferzustand:

LEVER IN LOCKED POSITION
Hebel in Verriegelungsstellung

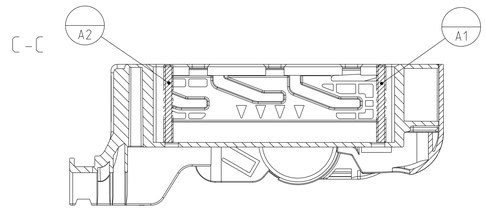

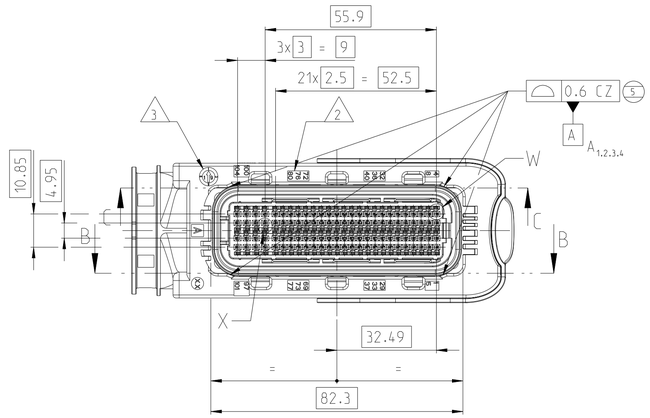

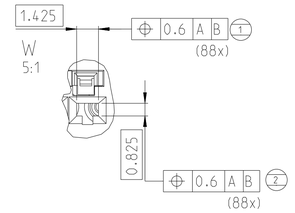

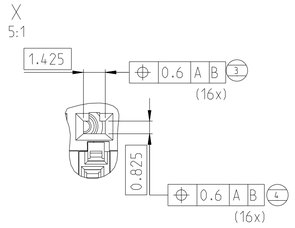

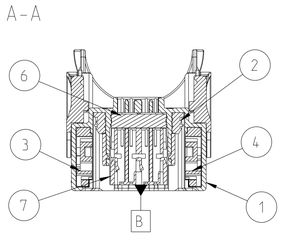

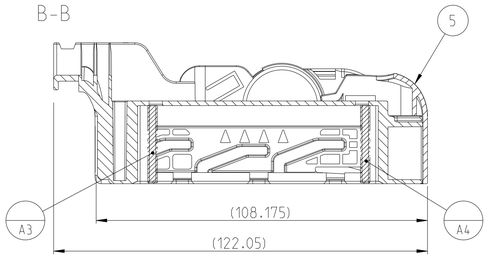

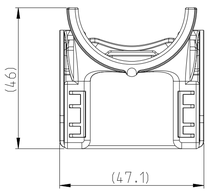

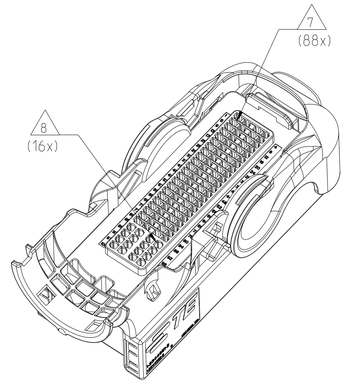

CODING A
Kodierung A

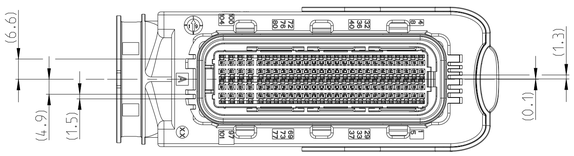

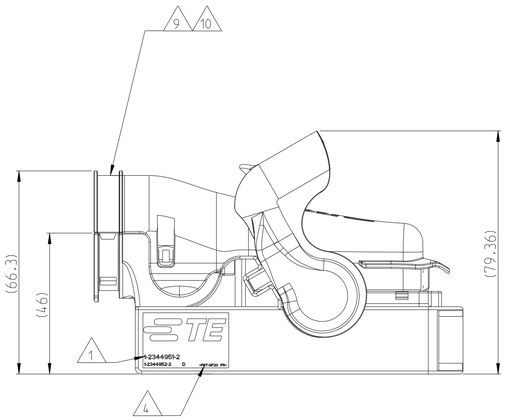

	1-2344951-2 ORDER NO. Bestell.-Nr.				D REV.	
	1	PBT-GF20 V-0	BLACK Schwarz	CAVITY BLOCK Kammernblock	B	7
	1	SILICONE	LIGHT BLUE Hellblau	FAMILIY SEAL Mattendichtung	A	6
	1	PBT-GF20 V-0	RED Rot	LEVER Hebel	B	5
(D2)	1	(13) PA6-GF30	BLACK Schwarz	SLIDE, RH Schieber, rechts	A	4
(D2)	1	(13) PA6-GF30	BLACK Schwarz	SLIDE, LH Schieber, links	A	3
	1	SILICONE	ORANGE Orange	SEAL Dichtung	A	2
	1	PBT-GF20 V-0	GREEN Grün	REC. HOUSING, CODE A Buchsengeh., Code A	D	1
		MAT.	COLOUR/Farbe SURFACE/Oberfl.	DESCRIPTION Beschreibung	REV.	ITEM

THIS DRAWING IS A CONTROLLED DOCUMENT.
DIMENSIONING AND TOLERANCING PER GPS (ISO STANDARDS).

DIMENSIONS: MASSEINHEITEN: mm

TOLERANCES UNLESS OTHERWISE SPECIFIED: ALLGEMEINTOLERANZEN
0 PLC ±
1 PLC ±
2 PLC ±
3 PLC ±
4 PLC ±
ANGLES/WINKEL ±

MATERIAL
-
-

FINISH/OBERFLAECHE/FARBE
-
-

DWN	M. Floesser	24MAY2019
CHK	P. Wrobel	27MAY2019
APVD	F. Eltrop	27MAY2019
PRODUCT SPEC PRODUKTSPEZ.	108-94800	
APPLICATION SPEC VERARBEITUNGSSPEZ.	114-94670	
WEIGHT GEWICHT	106g	

TE Connectivity

NAME
104POS. MCON 1.2. REC HSG. ASSY
104Pol. MCON 1.2. Buchsengeh. Assy
-

SIZE	CAGE CODE	DRAWING NO ZEICHNUNGS-NR.	RESTRICTED TO NUR FUER
A1	00779	C-2344951	

CUSTOMER DRAWING /KUNDENZEICHNUNG | SCALE MASSSTAB 1:1 | SHEET BLATT 1 OF VON 1 | REV D2