

SUPERSEAL 1.0 CONNECTORS

FOR INDUSTRIAL & COMMERCIAL TRANSPORTATION

TERMINALS AND CONNECTORS





WE GO TO EXTREMES TO MAKE SURE **EVERY CONNECTION COUNTS**

TE Connectivity (TE) Industrial & Commercial Transportation (ICT) is a reliable provider of solutions for harsh environmental conditions. With a focus on employee expertise and durable products, we deliver the solutions and support our customers can count on.

Years ago, tractors, construction equipment, trucks, and boats had simple electrical systems that might have included electrical starting and a basic lighting package. Today, ECUs, joysticks, fuel-efficient engines, LED lights, and CAN systems are standard equipment. The need to protect sensitive electrical systems from vibration, moisture, dust, dirt, salt, and airborne particles has never been greater. TE Industrial & Commercial Transportation is a leader in supporting today's increasingly complex and sophisticated equipment and applications.

Our comprehensive line of products includes an unparalleled portfolio of rugged sensors, terminals, connectors, relays, and hybrid electric mobility solutions. These solutions are designed to withstand the harshest environmental conditions and to help vehicles operate safer, cleaner, and smarter.

Our solutions adapt to virtually any **harsh environment application**, including:



Motors and
Gearboxes



ABS/EBS
Brake Units



Telematics
Units




Sensors



Wire-To-Wire
Coupling at
the Chassis



Infotainment
Applications



**2,000+
EMPLOYEES**



**10,000
CUSTOMERS**



**20,000+
DIFFERENT PARTS**

MARKETS WE SERVE



ON-HIGHWAY

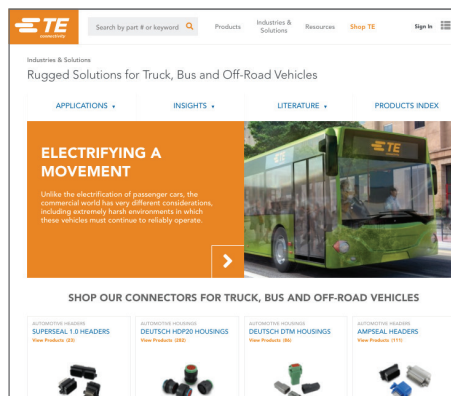


OFF-HIGHWAY

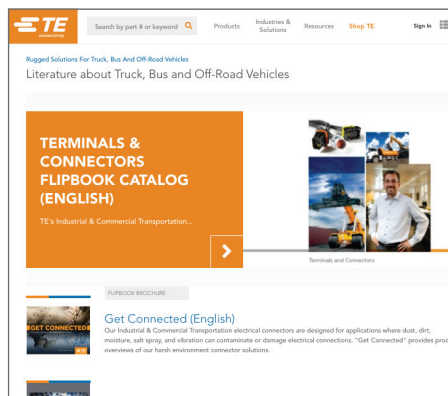


**RECREATIONAL
TRANSPORTATION**

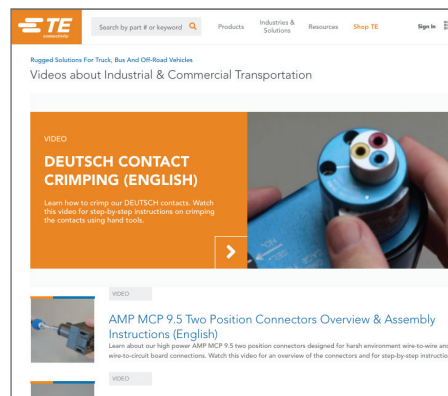
ONLINE RESOURCES



TE.COM/ICT



LITERATURE




VIDEOS

TE SOLUTION CENTER

You can rely on TE Connectivity's helpful Solution Center team to provide answers to your general and technical questions.

Connect with our Solution Center staff at:
te.com/support



SUPERSEAL 1.0 Connectors

TE Connectivity's (TE) SUPERSEAL 1.0 connectors are designed to meet the increasing need for dependable, high-density, printed circuit board applications in harsh environments. SUPERSEAL 1.0 headers are available with right-angle pins. Various locking latch options including ergonomic lever, flange headers, and keying configurations are also available.

The receptacle connector housings incorporate pre-assembled secondary locks to help ensure correct and complete contact insertion into the housing and help prevent the contacts from backing out during mating. The secondary lock cannot be closed if the contacts are not correctly inserted into the connector housing. Receptacle connector housings with lever and hard silver-plated terminals provide a more ergonomic operation for the installer, making it easier to mate and unmate. They also provide improved performance under high levels of vibration to avoid unnecessary downtime.

Cavity plugs are available for sealing unused connector cavities. The double spring contact design (main spring and auxiliary anti-overstress spring) helps ensure low insertion and high contact forces.

TE's SUPERSEAL 1.0 connector product line provides a general market solution for sealed high-density wire-to-board connections that can withstand harsh environments in engine compartments.



Product Benefits	6
Product Applications	6
Product Documentation	7
Performance Specifications	7
Material Specifications	7
Dimensions	8
Configurations	8
Stick Headers	8
Potting Headers & Plugs	9
Flange Headers & Receptacles with Backshell	10
Flange Headers & Receptacles with Lever	10
Contacts	11
Backshells	12
Sealing Plugs	12
Tooling	13

SUPERSEAL 1.0 Connectors

for Industrial & Commercial Transportation

PRODUCT FEATURES & BENEFITS

- Accepts contact size 1.0 mm (up to 15 amps)
- 1.25-0.50 mm²
- 26, 34, and 60 cavity arrangements
- PCB mount
- Rectangular, thermoplastic housing
- Integrated latch for mating
- TPA confirms contact alignment and retention
- Compact system minimizes packaging requirements
- Sealing reliability proven under harsh conditions
- Designed for ease of manual harness assembly, engine mounting and under hood environments
- Flange headers provide a simpler way for customers to install the product by sealed and bolted flange
- Plugs with lever and hard silver-plated terminals provide a more ergonomic operation for the installer, making it easier to mate and unmate, as well as improved performance under high vibration levels



KEY INDUSTRIES

SUPERSEAL 1.0 connectors can be utilized in the truck, bus, construction, agriculture, automotive, 2-wheeler and special vehicles industries.



Truck



Bus



Construction



Agriculture



Special Vehicles



Automotive



2-Wheeler

APPLICATIONS

SUPERSEAL 1.0 connectors can be utilized in the following applications:

- Wire-to-Board (1.0 mm) and control module applications, under engine hood or any location where sealing is required
- Battery Management Systems
- Instrument Cluster/Speedometer
- Electronic Fuel Injection



Wire-to-Board



Control Modules



Battery Management Systems



Instrument Cluster/Speedometer



Electronic Fuel Injection

SUPERSEAL 1.0 Connectors

for Industrial & Commercial Transportation

PRODUCT DOCUMENTATION

	Potting Headers & Plugs	Lever Versions	Crimp Only
Product Specification	108-78140	108-160647	-
Application Specification	114-160220	114-160483	114-78011

PERFORMANCE SPECIFICATIONS

Current	Up to 15 amps
Temperature	Operating at temperatures -40°C to +125°C
Durability	After cap housing is connected, the plug housing is mated and then 78.4 N force is applied in a rocking motion. 25 test cycles.
Protection	IP67 for all versions, IP69K with backshell for flange and lever version
Vibration	JIS spec for potting version, ISO16750-3 T7 for flange & ISO16750-3 T6 for lever version
Voltage	250 volts AC, DC
Flammability	UL 94-V0-rated material

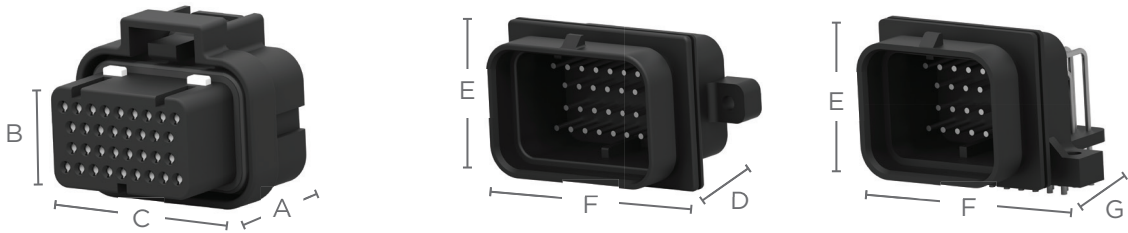
MATERIAL SPECIFICATIONS

Receptacle Seals	Silicone rubber
Housing	Glass-Filled PBT
TPA	Glass-Filled PBT

SUPERSEAL 1.0 Connectors

for Industrial & Commercial Transportation


DIMENSIONS




Cavity	SUPERSEAL 1.0 Plug Housing			SUPERSEAL 1.0 Pin Header			
	Overall Length A	Overall Height B	Overall Width C	Overall Length Vertical D	Overall Height E	Overall Width F	Overall Length 90° G
26	1.26 (32.1)	1.36 (34.5)	1.26 (32.1)	1.14 (29.0)	1.23 (31.4)	1.55 (39.5)	1.44 (36.5)
34	1.26 (32.1)	1.49 (38.0)	1.50 (38.2)	1.14 (29.0)	1.23 (31.4)	1.79 (45.5)	1.44 (36.5)
60	-	-	-	-	1.23 (31.4)	3.07 (78.0)	1.44 (36.5)

Dimensions are for reference only

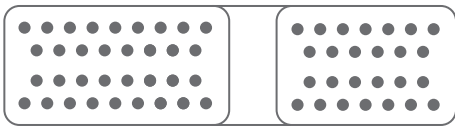
CONFIGURATIONS



26 Positions
26 size 1.0 mm



34 Positions
34 size 1.0 mm



60 Positions
60 size 1.0 mm



26 Positions (2-row design)
26 size 1.0 mm


SUPERSEAL 1.0 MM STICK HEADERS

SUPERSEAL 1.0 mm stick headers are low profile pin carriers available for overmolding and integration into modules.

Position	Stick Header
26	2303344-2
34	2303344-1



26 Positions



34 Positions

SUPERSEAL 1.0 POTTING HEADERS & PLUGS

Position	Pin Header	Receptacle Housing	Keying Type	Locking
26	9-6437287-8	3-1437290-7	1 (4 row)	Upper
	9-6437287-9	3-1437290-8	2 (4 row)	Upper
	6473423-1	1473416-1	3 (4 row)	Upper
	6473423-2	1473416-2	4 (4 row)	Upper
	5-6447223-0	3-1437290-7	1 (4 row)	Lower
	6437288-4	3-1437290-8	2 (4 row)	Lower
	2-6437285-8	2-1437285-2	1 (4 row)	Double
	2-6437285-9	1-1447232-7	2 (4 row)	Double
	6437288-6	3-1437290-7	1 (4 row, vertical)	Upper
	6473418-1	3-1437290-8	2 (4 row, vertical)	Upper
	6473418-2	1473416-1	3 (4 row, vertical)	Upper
	6473711-1	1473712-1	1 (2 row)	Upper
	6473711-2	1473712-1	1 (2 row)	Lower
34	6437288-1	4-1437290-0	1 (4 row)	Upper
	6437288-2	4-1437290-1	2 (4 row)	Upper
	2-6437285-5	4-1437290-0	1 (4 row)	Lower
	2-6437285-6	4-1437290-1	2 (4 row)	Lower
	3-6437285-0	2-1437285-3	1 (4 row)	Double
	3-6437285-1	3-1437290-9	2 (4 row)	Double
	2-6447232-3	4-1437290-0	1 (4 row, vertical)	Upper
	2-6447232-4	4-1437290-1	2 (4 row, vertical)	Upper
60	6437288-3	3-1437290-7 (26P), 4-1437290-0 (34P)	1 (4 row)	Upper
	6473427-1	1473416-1 (26P), 4-1437290-1 (34P)	2 + 3 (4 row)	Upper
	6437288-5	3-1437290-7 (26P), 4-1437290-0 (34P)	1 (4 row)	Lower
	3-6437285-2	2-1437285-2 (26P), 2-1437285-3 (34P)	1 (4 row)	Double

FLANGE HEADERS & RECEPTACLES WITH BACKSHELL



Position	Pin Header	Receptacle Housing	Pin Type	Keying Type	Locking
34	2384723-1	2389578-3*	Right Angle	1	Double
	2384723-2	2389578-4*	Right Angle	2	Double
	2384723-3	2389578-1	Right Angle	1	Upper
	2384723-4	2389578-2	Right Angle	2	Upper
	2388688-1	2389578-1	Straight	1	Upper
	2388688-2	2389578-2	Straight	2	Upper
	1-2388688-3	2389578-3*	Straight	1	Double
	1-2388688-4	2389578-4*	Straight	2	Double
	--	2468445-1*	--	1	Upper

*With smaller wire size according to customer requirement, please check the Custome Drawing along with terminals specs for details about product selection.

Note: Backshell part number information can be found on page 12

FLANGE HEADERS & RECEPTACLES WITH LEVER



Position	Pin Header	Receptacle Housing	Pin Type	Keying Type
34	8-2384723-5	2430273-1	Right Angle	1
	8-2384723-6	2430273-2	Right Angle	2
	8-2388688-5	2430273-1	Straight	1
	8-2388688-6	2430273-2	Straight	2

Note: Headers in this table can only mate with receptacle housings in this table.

SUPERSEAL 1.0 Connectors

for Industrial & Commercial Transportation

CONTACTS

The SUPERSEAL 1.0 mm connectors commonly use the AMP Superseal double spring, stamped & formed contact system.

1.0 MM CONTACT PERFORMANCE SPECIFICATIONS

Durability	25 cycles, per “Kojiri” (rocking motion) durability test.	
Current Rating	Up to 15 amps; consult TE product specification 108-78140.	
Contact Retention (between contact and housing)	1.0 mm \geq 58.8 N	
Crimp Tensile Strength	Contact Size	Tensile Strength
	0.5 mm ²	\geq 88.2 N
	0.85 mm ²	\geq 127.4 N
	1.25 mm ²	\geq 176.4 N

STAMPED & FORMED RECEPTACLE TERMINALS - 1.0 MM



Size	Receptacle Strip Form	Wire Size (mm ²)	Insulation Diameter (mm)	Finish
1.0 mm	3-1447221-5	0.3	1.4 - 1.7	Finish Copper alloy Gold over nickel (contact part), Tin over Nickel (crimp area)
	3-1447221-4	0.5	1.6 - 1.9	Copper alloy Gold over nickel (contact part), Tin over Nickel (crimp area)
	3-1447221-3	0.75 - 1.25	1.6 - 2.2	
	2461132-2	0.5	1.6 - 1.9	Hard Silver
	2461132-1	0.75 - 1.25	1.6 - 2.2	
	1-2461132-2*	0.5	1.4 - 1.7	Tin
	1-2461132-1*	0.75 - 1.25	1.6 - 2.2	

*In development. Contact TE for more information.

SUPERSEAL 1.0 Connectors
for Industrial & Commercial Transportation

BACKSHELLS

Position		Part Number	Exit Angle	Plug Locking Type
34		2389576-1	180°	Single/Double Latch
		2389577-1	90°	Single/Double Latch
		2459350-1	90°	Lever

SEALING PLUGS

Open cavities provide pathways for contaminants to enter the connectors. To maintain seal integrity, any unused cavity must be filled with the appropriate size sealing plug.



Contact Size	Color	Part Number
1.0 mm	White	4-1437284-3

SUPERSEAL 1.0 Connectors

for Industrial & Commercial Transportation

TOOLING

Tools are specific to the contact style. To create a proper crimp and achieve high performance specifications, contacts must be crimped with the recommended tooling.

HAND TOOLS FOR 1.0 MM CONTACTS



Receptacle P/N	Tool P/N	Description
3-1447221-3	1976144-1	SDE commercial hand tool
3-1447221-4	1976144-2	SDE commercial die

AUTOMATED TOOLING FOR 1.0 MM CONTACTS



Receptacle P/N	Tool P/N	Description
3-1447221-3	2151705-1	OCEAN end feed applicator with mechanical feed
3-1447221-4	2151705-2	OCEAN end feed applicator with pneumatic feed
2461132-2	2151705-1	OCEAN end feed applicator with mechanical feed
	2151705-2	OCEAN end feed applicator with pneumatic feed
2461132-1	2151241-1	OCEAN 2.0 side feed applicator with mechanical feed
	2151241-2	OCEAN 2.0 side feed applicator with pneumatic feed

Note: Applicators with additional feed styles are available, contact your representative

ABOUT TE CONNECTIVITY

TE Connectivity is a global industrial technology leader creating a safer, sustainable, productive, and connected future. Our broad range of connectivity and sensor solutions enable the distribution of power, signal and data to advance next-generation transportation, renewable energy, automated factories, data centers, medical technology and more.

With more than 85,000 employees, including 9,000 engineers, working alongside customers in approximately 130 countries, TE ensures that EVERY CONNECTION COUNTS. Learn more at www.te.com and on LinkedIn, Facebook, WeChat, Instagram and X (formerly Twitter).

LET'S CONNECT

We make it easy to connect with our experts and are ready to provide all the support you need. For additional information or product assistance, please contact your field representative or our customer service department. Additional information is also available on the website te.com/ict.

TECHNICAL SUPPORT

www.te.com/support

United States +1 800 522 6752

Germany +49 6151 607 1999

China +86 400 820 6015

Japan +81 44 844 8052

te.com

TE, TE Connectivity, TE connectivity (logo), SUPERSEAL, AMP, CERTI-CRIMP, OCEAN, and EVERY CONNECTION COUNTS are trademarks owned or licensed by the TE Connectivity plc family of companies.

Other product names, logos, and company names mentioned herein may be trademarks of their respective owners.

The information given herein, including drawings, illustrations and schematics which are intended for illustration purposes only, is believed to be reliable.

However, TE Connectivity makes no warranties as to its accuracy or completeness and disclaims any liability in connection with its use. TE Connectivity's obligations shall only be as set forth in TE Connectivity's Standard Terms and Conditions of Sale for this product and in no case will TE Connectivity be liable for any incidental, indirect or consequential damages arising out of the sale, resale, use or misuse of the product. Users of TE Connectivity products should make their own evaluation to determine the suitability of each such product for the specific application.

© 2025 TE Connectivity. All Rights Reserved.

ict-superseal1p0-cat-a4-1-1773985-2-en Revision 03-2025